

# Wood Aprons & Legs

## Specifications:

These Aprons are 4<sup>17/32</sup>" high in lengths and depths shown. They are available without drawers and with one or two drawers.

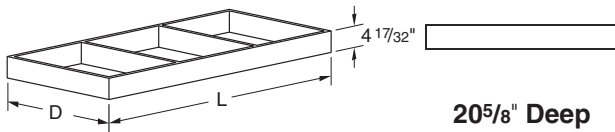
Dimensions shown are sizes with legs. The actual size of Aprons with one set of legs is 5/8" less in depth

and 5/16" less in length. Aprons with legs on both ends are 5/8" less in depth and length.

Order legs separately in style and height required.

**Note:** Last four digits of part number designates drawer head style, hinge, hardwood species, and pull selection. See page 4 for full explanation. Actual product may vary slightly from catalog illustration due to style and hardware selection.

## Aprons For Use Between Two Base Cabinets or Pedestal Legs



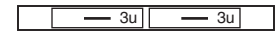
**20<sup>5/8</sup>" Deep**

A00W052224-00_0	24"L
A00W052230-00_0	30"L
A00W052236-00_0	36"L
A00W052248-00_0	48"L
A00W052260-00_0	60"L
A00W052272-00_0	72"L



**20<sup>5/8</sup>" Deep**

A01W052224-_0__	24"L
A01W052230-_0__	30"L
A01W052236-_0__	36"L
A01W052248-_0__	48"L



**20<sup>5/8</sup>" Deep**

A02W052248-_0__	48"L
A02W052260-_0__	60"L
A02W052272-_0__	72"L



**20<sup>5/8</sup>" Deep**

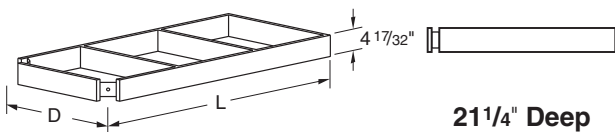
A51W052224-_0__	24"L
-----------------	------



**20<sup>5/8</sup>" Deep**

A51W052230-_0__	30"L
A51W052236-_0__	36"L
A51W052248-_0__	48"L

## Apron With Legs/Left Side



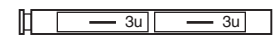
**21<sup>1/4</sup>" Deep**

A10W052224-00_0	23 <sup>1/2</sup> "L
A10W052230-00_0	29 <sup>1/2</sup> "L
A10W052236-00_0	35 <sup>1/2</sup> "L
A10W052248-00_0	47 <sup>1/2</sup> "L
A10W052260-00_0	59 <sup>1/2</sup> "L
A10W052272-00_0	71 <sup>1/2</sup> "L



**21<sup>1/4</sup>" Deep**

A15W052224-_0__	23 <sup>1/2</sup> "L
A15W052230-_0__	29 <sup>1/2</sup> "L
A15W052236-_0__	35 <sup>1/2</sup> "L
A15W052248-_0__	47 <sup>1/2</sup> "L

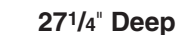


**21<sup>1/4</sup>" Deep**

A16W052248-_0__	47 <sup>1/2</sup> "L
A16W052254-_0__	53 <sup>1/2</sup> "L
A16W052260-_0__	59 <sup>1/2</sup> "L
A16W052272-_0__	71 <sup>1/2</sup> "L


**27<sup>1/4</sup>" Deep**

A10W052836-00_0	35 <sup>1/2</sup> "L
A10W052848-00_0	47 <sup>1/2</sup> "L
A10W052860-00_0	59 <sup>1/2</sup> "L
A10W052872-00_0	71 <sup>1/2</sup> "L



**27<sup>1/4</sup>" Deep**

A15W052824-_0__	23 <sup>1/2</sup> "L
A15W052830-_0__	29 <sup>1/2</sup> "L
A15W052836-_0__	35 <sup>1/2</sup> "L
A15W052848-_0__	47 <sup>1/2</sup> "L



**27<sup>1/4</sup>" Deep**

A16W052848-_0__	47 <sup>1/2</sup> "L
A16W052854-_0__	53 <sup>1/2</sup> "L
A16W052860-_0__	59 <sup>1/2</sup> "L
A16W052872-_0__	71 <sup>1/2</sup> "L

# Wood Aprons & Legs

## Specifications:

These Aprons are 4<sup>17/32</sup>" high in lengths and depths shown. They are available without drawers and with one or two drawers.



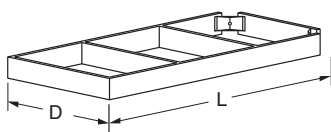
Dimensions shown are sizes with legs. The actual size of Aprons with one set of legs is 5/8" less in depth

and 5/16" less in length. Aprons with legs on both ends are 5/8" less in depth and length.

Order legs separately in style and height required.

**Note:** Last four digits of part number designates drawer head style, hinge, hardwood species, and pull selection. See page 4 for full explanation. Actual product may vary slightly from catalog illustration due to style and hardware selection.

## Apron With Legs/Right Side



### 21<sup>1/4</sup>" Deep

<b>A10W052224-00_0</b>	23 <sup>1/2</sup> "L	<b>A17W052224-_0</b>	23 <sup>1/2</sup> "L	<b>A18W052248-_0</b>	47 <sup>1/2</sup> "L
<b>A10W052230-00_0</b>	29 <sup>1/2</sup> "L	<b>A17W052230-_0</b>	29 <sup>1/2</sup> "L	<b>A18W052254-_0</b>	53 <sup>1/2</sup> "L
<b>A10W052236-00_0</b>	35 <sup>1/2</sup> "L	<b>A17W052236-_0</b>	35 <sup>1/2</sup> "L	<b>A18W052260-_0</b>	59 <sup>1/2</sup> "L
<b>A10W052248-00_0</b>	47 <sup>1/2</sup> "L	<b>A17W052248-_0</b>	47 <sup>1/2</sup> "L	<b>A18W052272-_0</b>	71 <sup>1/2</sup> "L
<b>A10W052260-00_0</b>	59 <sup>1/2</sup> "L				
<b>A10W052272-00_0</b>	71 <sup>1/2</sup> "L				

### 21<sup>1/4</sup>" Deep

<b>A17W052824-_0</b>	23 <sup>1/2</sup> "L	<b>A18W052848-_0</b>	47 <sup>1/2</sup> "L
<b>A17W052830-_0</b>	29 <sup>1/2</sup> "L	<b>A18W052854-_0</b>	53 <sup>1/2</sup> "L
<b>A17W052836-_0</b>	35 <sup>1/2</sup> "L	<b>A18W052860-_0</b>	59 <sup>1/2</sup> "L
<b>A17W052848-_0</b>	47 <sup>1/2</sup> "L	<b>A18W052872-_0</b>	71 <sup>1/2</sup> "L

### 21<sup>1/4</sup>" Deep

<b>A18W052248-_0</b>	47 <sup>1/2</sup> "L		
<b>A18W052254-_0</b>	53 <sup>1/2</sup> "L		
<b>A18W052260-_0</b>	59 <sup>1/2</sup> "L		
<b>A18W052272-_0</b>	71 <sup>1/2</sup> "L		

### 27<sup>1/4</sup>" Deep

<b>A10W052836-00_0</b>	35 <sup>1/2</sup> "L	<b>A17W052824-_0</b>	23 <sup>1/2</sup> "L	<b>A18W052848-_0</b>	47 <sup>1/2</sup> "L
<b>A10W052848-00_0</b>	47 <sup>1/2</sup> "L	<b>A17W052830-_0</b>	29 <sup>1/2</sup> "L	<b>A18W052854-_0</b>	53 <sup>1/2</sup> "L
<b>A10W052860-00_0</b>	59 <sup>1/2</sup> "L	<b>A17W052836-_0</b>	35 <sup>1/2</sup> "L	<b>A18W052860-_0</b>	59 <sup>1/2</sup> "L
<b>A10W052872-00_0</b>	71 <sup>1/2</sup> "L	<b>A17W052848-_0</b>	47 <sup>1/2</sup> "L	<b>A18W052872-_0</b>	71 <sup>1/2</sup> "L

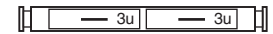
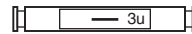

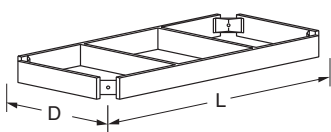
### 27<sup>1/4</sup>" Deep

<b>A17W052824-_0</b>	23 <sup>1/2</sup> "L	<b>A18W052848-_0</b>	47 <sup>1/2</sup> "L
<b>A17W052830-_0</b>	29 <sup>1/2</sup> "L	<b>A18W052854-_0</b>	53 <sup>1/2</sup> "L
<b>A17W052836-_0</b>	35 <sup>1/2</sup> "L	<b>A18W052860-_0</b>	59 <sup>1/2</sup> "L
<b>A17W052848-_0</b>	47 <sup>1/2</sup> "L	<b>A18W052872-_0</b>	71 <sup>1/2</sup> "L

### 27<sup>1/4</sup>" Deep

<b>A18W052848-_0</b>	47 <sup>1/2</sup> "L		
<b>A18W052854-_0</b>	53 <sup>1/2</sup> "L		
<b>A18W052860-_0</b>	59 <sup>1/2</sup> "L		
<b>A18W052872-_0</b>	71 <sup>1/2</sup> "L		

## Free-Standing Table Aprons



### 21<sup>1/4</sup>" Deep

<b>A30W052235-00_0</b>	35"L	<b>A31W052235-_0</b>	35"L	<b>A32W052247-_0</b>	47"L
<b>A30W052247-00_0</b>	47"L	<b>A31W052247-_0</b>	47"L	<b>A32W052253-_0</b>	53"L
<b>A30W052259-00_0</b>	59"L			<b>A32W052259-_0</b>	59"L
<b>A30W052271-00_0</b>	71"L			<b>A32W052271-_0</b>	71"L

### 21<sup>1/4</sup>" Deep

<b>A31W052235-_0</b>	35"L	<b>A32W052247-_0</b>	47"L
<b>A31W052247-_0</b>	47"L	<b>A32W052253-_0</b>	53"L
		<b>A32W052259-_0</b>	59"L
		<b>A32W052271-_0</b>	71"L

### 21<sup>1/4</sup>" Deep

<b>A32W052247-_0</b>	47"L		
<b>A32W052253-_0</b>	53"L		
<b>A32W052259-_0</b>	59"L		
<b>A32W052271-_0</b>	71"L		

### 27<sup>1/4</sup>" Deep

<b>A30W052835-00_0</b>	35"L	<b>A31W052835-_0</b>	35 <sup>1/2</sup> "L	<b>A32W052847-_0</b>	47"L
<b>A30W052847-00_0</b>	47"L	<b>A31W052847-_0</b>	47 <sup>1/2</sup> "L	<b>A32W052853-_0</b>	53"L
<b>A30W052859-00_0</b>	59"L			<b>A32W052859-_0</b>	59"L
<b>A30W052871-00_0</b>	71"L			<b>A32W052871-_0</b>	71"L

### 27<sup>1/4</sup>" Deep

<b>A31W052835-_0</b>	35 <sup>1/2</sup> "L	<b>A32W052847-_0</b>	47"L
<b>A31W052847-_0</b>	47 <sup>1/2</sup> "L	<b>A32W052853-_0</b>	53"L
		<b>A32W052859-_0</b>	59"L
		<b>A32W052871-_0</b>	71"L

### 27<sup>1/4</sup>" Deep

<b>A32W052847-_0</b>	47"L		
<b>A32W052853-_0</b>	53"L		
<b>A32W052859-_0</b>	59"L		
<b>A32W052871-_0</b>	71"L		

# Wood Aprons & Legs

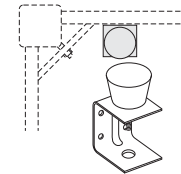
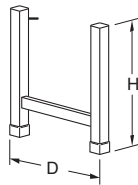
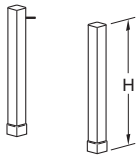
## Specifications:

Legs are 2 1/2" x 2 1/2" square, in lengths shown. They are available with holddown angles and leg shoes for permanent mounting to the floor, or with nylon glides for mobility.

Leg Assemblies are complete with hanger bolt, nut and washer for attaching to apron assembly.

**Note:** Last four digits of part number designates drawer head style, hinge, hardwood species, and pull selection. See page 4 for full explanation. Actual product may vary slightly from catalog illustration due to style and hardware selection.

## Leg Assemblies with Leg Shoes and Hold Down Angles Vibration Pads



- A20W3100-00\_0 30"H
- A20W3400-00\_0 33"H
- A20W3600-00\_0 35"H

**21 1/4" Deep**

- A21W3122-00\_0 30"H
- A21W3422-00\_0 33"H
- A21W3622-00\_0 35"H

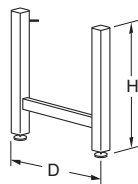
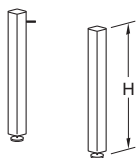
**27 1/4" Deep**

- A21W3128-00\_0 30"H
- A21W3428-00\_0 33"H
- A21W3628-00\_0 35"H

**KTS-070**

Can be installed on any open frame table to minimize floor vibrations for balance procedures. Consists of a rubber pad formed around a threaded stud and a metal bracket with a T-nut. Pads can be adjusted to any desired height. Specify quantity needed.

## Leg Assemblies with Glides



- A40W3100-00\_0 30"H
- A40W3400-00\_0 33"H
- A40W3600-00\_0 35"H

**21 1/4" Deep**

- A41W3122-00\_0 30"H
- A41W3422-00\_0 33"H
- A41W3622-00\_0 35"H

**27 1/4" Deep**

- A41W3128-00\_0 30"H
- A41W3428-00\_0 33"H
- A41W3628-00\_0 35"H

# Wood Apron Rails and Assemblies

## Specifications:

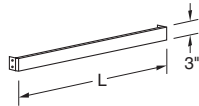
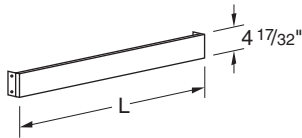
Apron Rails and Adjustable Apron Assemblies can be cut to fit. They are provided with angles for attachment to adjacent units.

The Leg Assembly with 4<sup>17/32</sup>" High Apron End Rail is designed to be used with 4<sup>17/32</sup>" high Apron Rails

and 4<sup>17/32</sup>" high Adjustable Apron Assemblies to make freestanding tables. They are not designed for use with 3" high apron rails and 3" high adjustable apron assemblies.

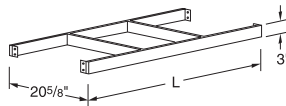
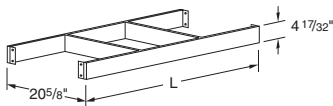
**Note:** Last four digits of part number designates drawer head style, hinge, hardwood species, and pull selection. See page 4 for full explanation. Actual product may vary slightly from catalog illustration due to style and hardware selection.

## Apron Rails

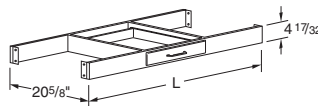


<b>A00W0524-00_0</b>	24"L	<b>A00W0324-00_0</b>	24"L
<b>A00W0530-00_0</b>	30"L	<b>A00W0330-00_0</b>	30"L
<b>A00W0536-00_0</b>	36"L	<b>A00W0336-00_0</b>	36"L
<b>A00W0548-00_0</b>	48"L	<b>A00W0348-00_0</b>	48"L
<b>A00W0560-00_0</b>	60"L	<b>A00W0360-00_0</b>	60"L
<b>A00W0572-00_0</b>	72"L	<b>A00W0372-00_0</b>	72"L

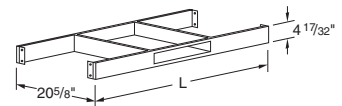
## Adjustable Apron Assemblies



### Drawer



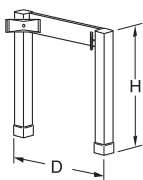
### Book Compartment



<b>A00W052224A00_0</b>	24"L	<b>A00W032224A00_0</b>	24"L	<b>A01W052224A_0</b>	24"L	<b>A08W052224A00_0</b>	24"L
<b>A00W052248A00_0</b>	48"L	<b>A00W032248A00_0</b>	48"L	<b>A01W052248A_0</b>	48"L	<b>A08W052248A00_0</b>	48"L
<b>A00W052272A00_0</b>	72"L	<b>A00W032272A00_0</b>	72"L	<b>A01W052272A_0</b>	72"L	<b>A08W052272A00_0</b>	72"L

## Leg Assembly with 4<sup>17/32</sup>" High Apron End Rail (not for use with 3" high apron rails and apron assemblies)

### Leg Assembly with Holddown Angles & Shoes



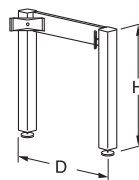
#### 21<sup>1/4</sup>" Deep

<b>A22W3122-00_0</b>	30"H
<b>A22W3422-00_0</b>	33"H
<b>A22W3622-00_0</b>	35"H

#### 27<sup>1/4</sup>" Deep

<b>A22W3128-00_0</b>	30"H
<b>A22W3428-00_0</b>	33"H
<b>A22W3628-00_0</b>	35"H

### Leg Assembly with Glides



#### 21<sup>1/4</sup>" Deep

<b>A42W3122-00_0</b>	30"H
<b>A42W3422-00_0</b>	33"H
<b>A42W3622-00_0</b>	35"H

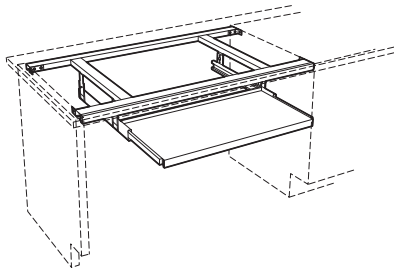
#### 27<sup>1/4</sup>" Deep

<b>A42W3128-00_0</b>	30"H
<b>A42W3428-00_0</b>	33"H
<b>A42W3628-00_0</b>	35"H

Permanent location provided by holddown angles. Bottom of legs protected by 2<sup>1/2</sup>" high black vinyl leg shoes. To be used with Apron Rails or Adjustable Apron Assemblies.

Nylon glides allow table to be easily moved. Will not mar floor. Includes adjustable bolt to level worksurface. To be used with Apron Rails or Adjustable Apron Assemblies.

# Work Top Support and Keyboard Tray



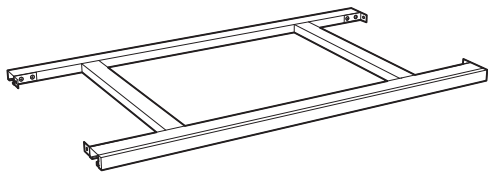
### Specifications:

Work Top Support Frames may be used anywhere maximum knee space is wanted but top support is required. Fabricated of heavy gauge steel channels with a solid wood facing, it is only 7/8" high and is designed to mount between base units or pedestal legs.

The keyboard tray may be added to any of the frames or may be used independently.

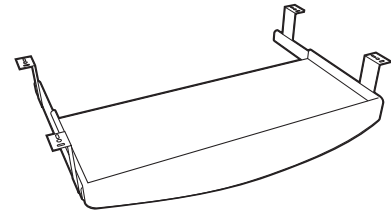
Pedestal Legs are 1 1/2" thick. Depths and heights shown. They may be used instead of base cabinets to support aprons, tops or frames.

### Work Top Support Frame



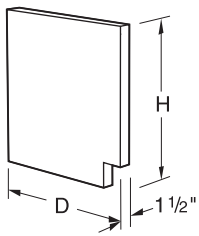
- A80W002230-00\_0 30"L
- A80W002236-00\_0 36"L
- A80W002242-00\_0 42"L
- A80W002248-00\_0 48"L

### Keyboard Tray



- F-6853-00 22"L
- 22 1/4" Long x 10 1/2" Deep x 3 1/2" High

### Pedestal Legs



#### 21 1/4" Deep

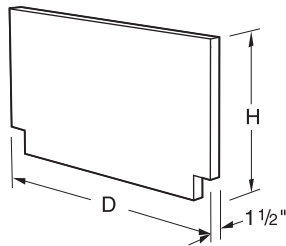
- A25W3122-00\_0 30"H
- A25W3422-00\_0 33"H
- A25W3622-00\_0 35"H

#### 22 1/4" Deep

- A25W3123-00\_0 30"H
- A25W3423-00\_0 33"H
- A25W3623-00\_0 35"H

#### 29 1/4" Deep

- A25W3130-00\_0 30"H
- A25W3430-00\_0 33"H
- A25W3630-00\_0 35"H



#### 50 1/2" Deep

- A26W3151-00\_0 30"H
- A26W3451-00\_0 33"H
- A26W3651-00\_0 35"H

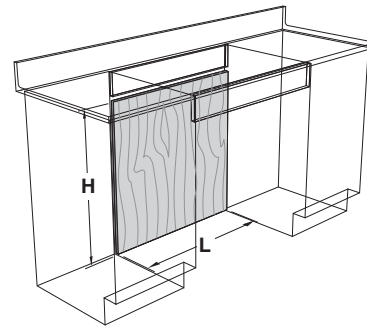
#### 56 1/2" Deep

- A26W3157-00\_0 30"H
- A26W3457-00\_0 33"H
- A26W3657-00\_0 35"H

#### 58 1/2" Deep

- A26W3159-00\_0 30"H
- A26W3459-00\_0 33"H
- A26W3659-00\_0 35"H

### Knee Space Panels



#### 36" High

- X-WK2436-00\_0 24" L
- X-WK3036-00\_0 30" L
- X-WK3636-00\_0 36" L
- X-WK4236-00\_0 42" L
- X-WK4836-00\_0 48" L
- X-WK5436-00\_0 54" L\*
- X-WK6036-00\_0 60" L\*
- X-WK7236-00\_0 72" L\*

3/4" thick plywood panels finished on face side only. Designed to be field-cut to exact height required. Furnished with two cleats

**Note:** To specify panel to be finished on both sides, add an **S** to the part number. Example: X-WK4236-0010S

\* Knee Space Panels over 48" long are furnished in two sections.