

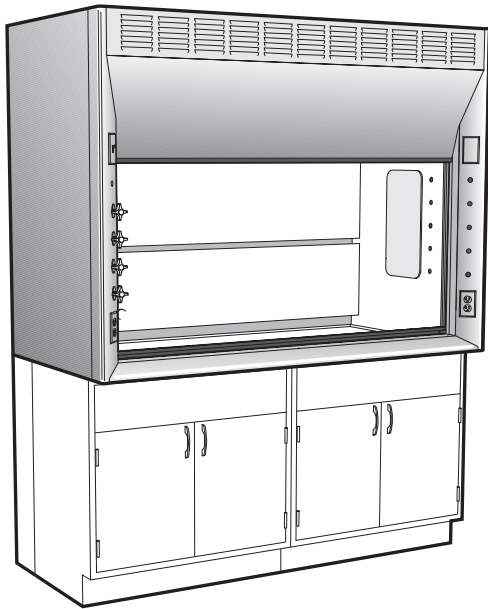
# Supreme Air Fume Hoods

## Leading the industry in fume hood design

Meticulous testing, sound engineering and rigid safety standards have established Kewaunee as the industry leader in laboratory fume hoods. Supreme Air Fume Hoods are designed and tested to meet ASHRAE 110-1995, BS 7258 and DIN 12 924 standards.

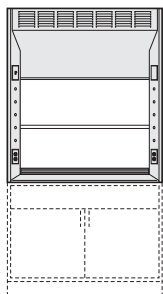
In addition to safety, Kewaunee's new fume hood series is offered in many models, each with multiple options to enable you to customize your hood to meet your functional needs.

Kewaunee's Supreme Air Fume Hood Series offers one of the most extensive option packages available in the world. For a catalog detailing the wide variety of hood combinations, call your local Kewaunee sales representative or 704-873-7202.

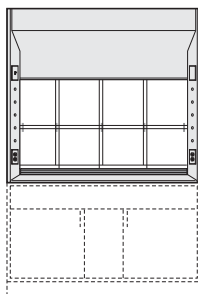


**Bench Hood**

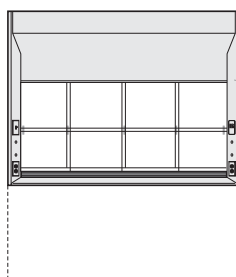
**Walk-In Hood**




**Vertical Sash  
Bench Hood**



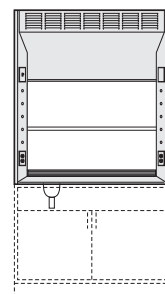
**Combination Sash  
Bench Hood**




**ADA Combination  
Sash Bench Hood**



**Split Vertical Sash  
Bench Hood**



**Isotope  
Bench Hood**



**Perchloric Acid  
Bench Hood**

# Supreme Air Fume Hoods

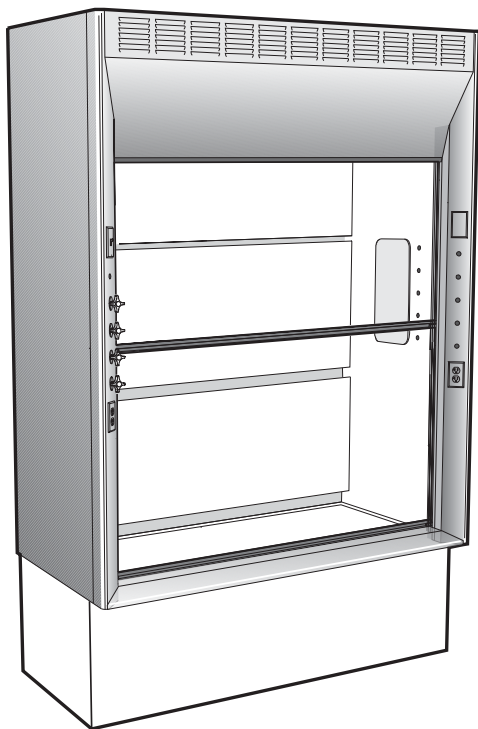
**Rich in features:**

- Radiused corner posts and airfoils around the face opening capture air in a smooth, unbroken pattern. This design reduces backdrafts, turbulence and counterflows.
- Interior baffles are designed to minimize turbulence and optimize containment.
- Endwalls 4" thick provide more interior work space and a clean-lined, uncluttered design.

**Multiple options:**

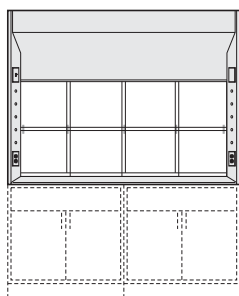
- Low profile PVC sash tracks and exclusive sash leveling and alignment features assure an easy, smooth sash operation.
- Heavy gauge cold rolled steel exterior panels are installed on an independent rigid structural frame.
- Large friction-fit interior access panels provide easy access to piping and service fittings.

- Adjustable Baffles
- Air Flow and Static Pressure Alarms
- Service Fittings and Piping
- Electrical Fixtures and Wiring
- Vapor and Explosion Proof Lighting
- Stainless Steel Airfoil
- Alternate Sash Handles
- Sash Frame and Glass Options
- Alternate Front Top Panels
- Distillation Racks

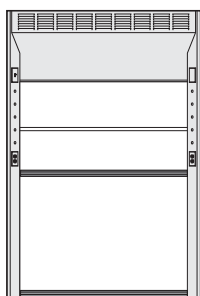


**Distillation Hood**

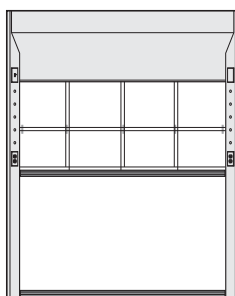
**Supreme Air LV Fume Hood**



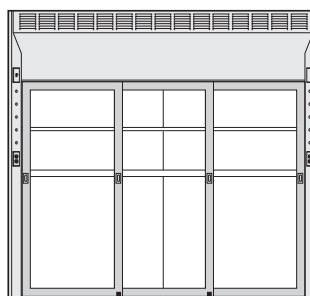
**Horizontal Sash Bench Hood**



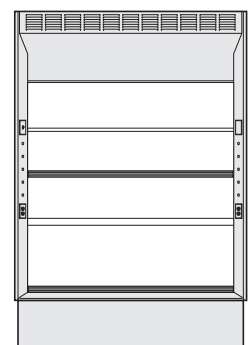
**Vertical Sash Walk-In Hood**



**Combination Sash Walk-In Hood**



**Horizontal Sash Walk-In Hood**



**Vertical Sash Distillation Hood**