

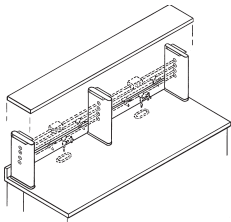
Reagent Racks & Shelving Systems

Fabricated from cold-rolled steel, Reagent Rack Uprights and steel Facias are painted with Kewaunee's unique acid resistant finish to match or complement the casework color. Uprights include all installation hardware. Spacing between upright should not exceed 48" unless facias are used.

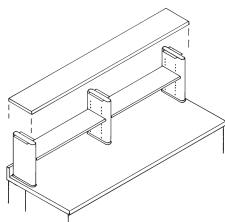
All uprights are designed to support the top ledge. (Note: It is recommended that the PL-4812-00 ledge be used with the W-0001-1A and/or W-0005-1A uprights.) The W-0201-0A upright, 24 1/2" high, has holes on 2" centers to provide additional storage on an intermediate shelf.

Reagent Rack Ledges, Intermediate Shelves and Facia Panels are black plastic laminate on a 45# particle board core, self-edged on four sides and a backer sheet on the bottom.

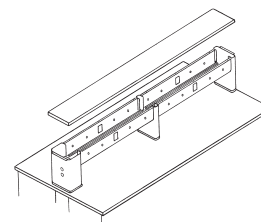
Typical Reagent Rack Assemblies



Wall bench open type reagent rack with ledge raised. Service piping, electrical conduit and fittings are dotted to show use of No. W-0001-1A uprights.




W-0201-0A uprights are 24 1/2" high and accommodate an intermediate shelf. Plug buttons come with upright to cover shelf support holes that are not used.



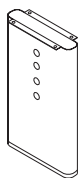
Center bench facia type reagent rack with ledge raised illustrating the parts required to make up a complete reagent rack.

Open Plain Upright



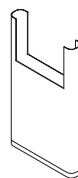
W-0005-1A 18 1/2"H
10 1/2" wide upright without cutouts for mounting piping or electrical service.

Open Service Upright



W-0001-1A 18 1/2"H
10 1/2" wide has four 1 1/4" diameter holes for service pipes or electrical conduit. Includes rubber grommet inserts with 1/2" diameter holes for use with smaller pipes or conduit. Order F-0300-01 plug buttons to cover unused holes.

Inside Facia Upright




W-0013-1A 18 1/2"H
12" wide has cutout area to accommodate service piping and electrical conduit. Supports facia panels and ledge between ends of reagent racks more than 48" in length.

Outside Facia Upright



W-0014-1A 18 1/2"H
12" wide designed for ends of reagent racks with facia panels.

Shelving Upright



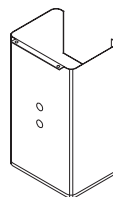
W-0201-0A 24 1/2"H
12" wide upright designed to provide an intermediate shelf for additional storage. Holes punched on 2" centers to support PL-4410-00 shelf. Includes plug buttons to cover unused shelf support holes.

Plastic Plug Button



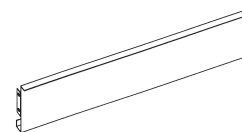
F-0300-01 1 1/4" Dia.
Use this 1 1/4" diameter plug button to cover unused holes on W-0001-1A upright.

Outside Facia Upright



W-0021-1A 18 1/2"H
12" wide upright with two holes on one side for mounting W-0361-00 or W-0361-0V panel mounted hot and cold water mixing faucet. Designed to provide easy access to plumbing connections. Also supports facia panels. Includes plug buttons for unused holes.

Steel Facia Panels



W-0033-01 33" L
W-0045-01 45" L
W-0057-01 57" L
Can be cut in the field for service fitting holes and electrical cutouts required.

Reagent Racks & Shelving Systems



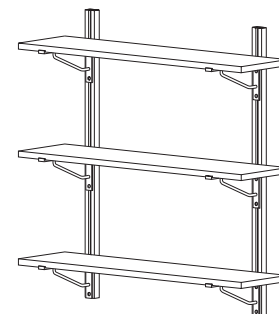
Fixed Wall Shelf

Many times you may need just a wall mounted shelf for laboratory materials. Kewaunee has just the answer. The fixed or adjustable shelf system allows you maximum flexibility.

A fixed wall mounted shelving module can be made from two M-0031-00 brackets and one PL-4812-00 Wall Shelf.

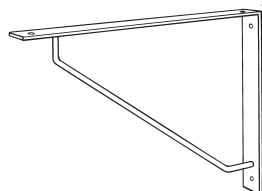
An adjustable wall mounted shelf system can be created from two F-0170-04 vertical supports. These are designed to hold a maximum of three shelves. Order two M-0038-AD adjustable brackets per shelf.

Wall Shelves, Reagent Rack Ledges, Intermediate Shelves and Facia Panels are a 45# particle board core faced on top and all four edges with black plastic laminate. A backer sheet covers the bottom.



Adjustable Wall Shelving

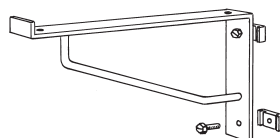
Fixed Shelf Brackets



M-0031-0A 12" Shelf
M-0030-0A 16" Shelf

Made of high-strength cold-rolled steel. Does not include mounting hardware. Specify quantity required.

Adjustable Shelf Bracket



M-0038-AD 12" Shelf

Has up-turned lip to prevent shelves from being pulled off bracket. Formed from high-strength, cold-rolled steel. Includes mounting hardware to secure bracket to shelving uprights.

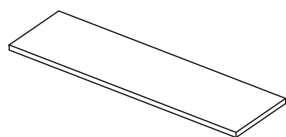
Shelving Upright



KF-0170-04 48" L

High-strength, cold-rolled steel shelf support upright allows adjustable shelf bracket to be positioned along 48" length for maximum use of space. A pair of uprights holds a maximum of three shelves and their shelf brackets.

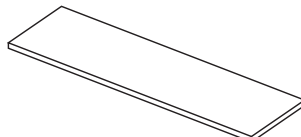
Shelf & Ledge



PL-4812-00 12" x 48"

1" thick, black plastic laminate shelf. May be used as wall shelf or as reagent rack ledge with W-0001-1A or W-0005-1A uprights

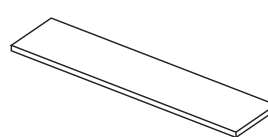
Reagent Rack Ledge



PL-4814-00 14" x 48"
PL-7214-00 14" x 72"

1" thick, black plastic laminate ledge. Provides one-inch overhang on front and back when used with W-0013-1A, W-0014-1A W-0021-1A or W-0201-0A uprights.

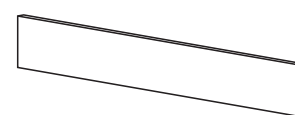
Intermediate Shelf



PL-4410-00 10" x 44"

1" thick, black plastic laminate shelf for creating intermediate shelf with W-0201-0A upright. Includes shelf clips.

Reagent Rack Facia




PL-4808-00 7 1/2" x 48"

1" thick, black plastic laminate facia panel can be cut shorter if required. Service fitting holes and electrical outlet cutouts may be field-cut to match requirements.

Chalkboards, Tackboards & Pegboards

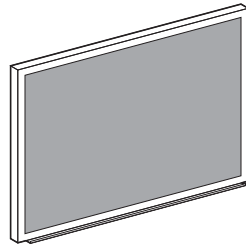
Chalkboards



Black Chalkboard

F-5336-00 18 1/4" x 24 1/4"
F-5337-00 24 1/4" x 36 1/4"
F-5338-00 36 1/4" x 48 1/4"

Black washable Duracite surface has superior writing and erasing qualities. Frame and chalktrough are heavy-gauge, anodized extruded aluminum.

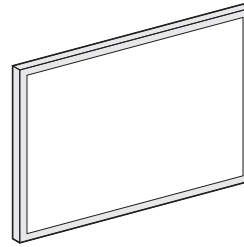


Green Chalkboard

F-5339-00 18 1/4" x 24 1/4"
F-5340-00 24 1/4" x 36 1/4"
F-5341-00 36 1/4" x 48 1/4"

Green washable Duracite surface has superior writing and erasing qualities. Frame and chalktrough are heavy-gauge, anodized extruded aluminum.

Markerboards

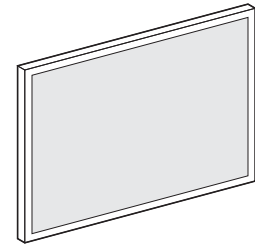


White Markerboard

F-5342-00 18 1/4" x 24 1/4"
F-5343-00 24 1/4" x 36 1/4"
F-5344-00 36 1/4" x 48 1/4"

1/4" thick nonmagnetic panel with smooth white melamine writing surface. Framed with grey mylar vinyl trim with a 5/8" face.

Tackboards

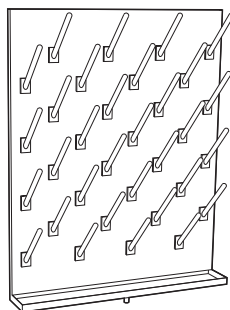


Cork Tackboard

F-5346-00 18 1/4" x 24 1/4"
F-5347-00 24 1/4" x 36 1/4"
F-5348-00 36 1/4" x 48 1/4"

Resilient natural cork surface laminated to a substantial backing sheet. Framed with heavy-gauge, anodized extruded aluminum.

Stainless Steel Laboratory Pegboards



with Drip Trough

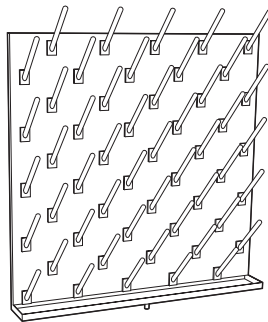
X-020004 Wall Mounted 24" long x 30" high x 3/4" thick Type 304 stainless steel pegboard with 32, 1/2" diameter, 6" long, white polypropylene pegs. Furnished with integral 4" wide drip trough and clear plastic drain tube.

X-020006 Finished Back same as X-020004 except furnished with finished back for mounting on center benches or other exposed areas.

without Drip Trough

X-020008 Wall Mounted same as X-020004 except furnished with drip deflector at bottom of pegboard instead of drip trough and drain tube.

X-020010 Finished Back same as X-020008 except furnished with finished back for mounting on center benches or other exposed areas.



with Drip Trough

X-020005 Wall Mounted 30" long x 30" high x 3/4" thick Type 304 stainless steel pegboard with 50, 1/2" diameter, 6" long, white polypropylene pegs. Furnished with integral 4" wide drip trough and clear plastic drain tube.

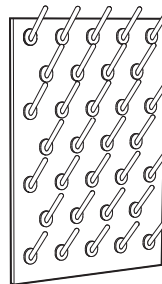
X-020007 Finished Back same as X-020005 except furnished with finished back for mounting on center benches or other exposed areas.

without Drip Trough

X-020009 Wall Mounted same as X-020005 except furnished with drip deflector at bottom of pegboard instead of drip trough and drain tube.

X-020011 Finished Back same as X-020009 except furnished with finished back for mounting on center benches or other exposed areas.

Kemresin Laboratory Pegboards

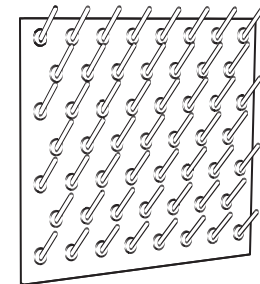


without Drip Trough

X-020014 20" long x 29" high x 1" thick black Kemresin pegboard with 32, 1/2" diameter, 5" long, black polypropylene pegs.

with Drip Trough

X-020016 same as X-020000 except furnished with Kemresin drip trough 1" high x 2 1/4" wide. Overall pegboard size, 20" long x 30" high x 2 1/4" deep.



without Drip Trough

X-0200015 32" long x 29" high x 1" thick black Kemresin pegboard with 53, 1/2" diameter, 5" long, black polypropylene pegs.

with Drip Trough

X-020017 same as X-020001 except furnished with Kemresin drip trough 1" high x 2 1/4" wide. Overall pegboard size, 32" long x 30" high x 2 1/4" deep.



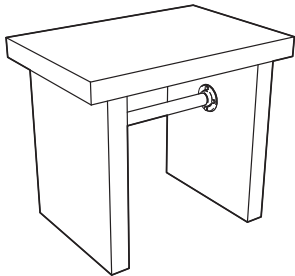
F-2939-00 S.S. Drip Trough Formed from stainless steel, mounts to the bottom of the X-020000 pegboard to catch drips and spills. Furnished with 1/2" OD drain outlet. Size: 1 1/2" H x 2 1/2" W x 20" L



F-2940-00 S.S. Drip Trough Formed from stainless steel, mounts to the bottom of the X-020001 pegboard to catch drips and spills. Furnished with 1/2" OD drain outlet. Size: 1 1/2" H x 2 1/2" W x 32" L

Miscellaneous Accessories


Kemrock Balance Table



K7-302435-RB 30" High x 24" Deep x 35" Long

Work Top: 2" Thick Black Kemresin
Work Top Size: 2" Thick x 24" Deep x 35" Long
Pedestal Legs: 2" Thick Black Kemresin
Total Weight: 300 pounds

Marvel Refrigerators & Freezers



L-110 Combination Refrigerator/Freezer

Size: 34 $\frac{1}{2}$ " H x 24" D x 23 $\frac{7}{8}$ " L — 6.5 cubic feet
Door Swing: Left or Right (User changeable)
Shelves: (1) Removable Wire
Service: Single-phase, 60 hertz, 120 volt AC

L-105 Refrigerator

Same as above except without freezer compartment.

L-115 Freezer

Same as above except entire unit is a freezer.

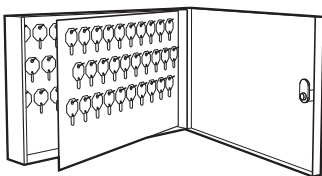
Gillis Stainless Steel Cart



F-5349-00 33 $\frac{3}{8}$ " High x 19" Deep x 31" Long

Shelf Size: (3) 18" Deep x 27" Long
 (1" high lip on 3 sides of top & middle shelf)
Capacity: 400 pounds
Casters: (4) Black rubber – 4" Diameter – Swivel

Lund Key Cases



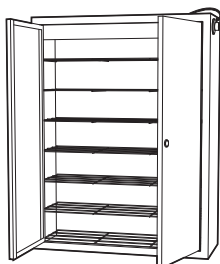
F-5332-00 11" High x 21 $\frac{1}{2}$ " Deep x 17 $\frac{5}{16}$ " Long

Key Capacity: 90 Keys

F-5332-01 24 $\frac{3}{4}$ " High x 21 $\frac{1}{2}$ " Deep x 17 $\frac{5}{16}$ " Long

Key Capacity: 200 Keys

Sellstrom Monitor Germicidal Goggle Cabinet



F-5334-00 32" High x 9 $\frac{1}{2}$ " Deep x 24 $\frac{1}{2}$ " Long

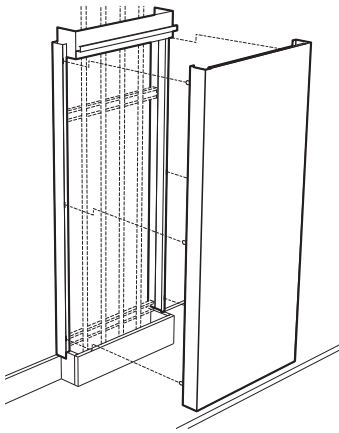
Capacity: 35 Goggles

Germicidal goggle monitor is designed to remove bacteria and prepare goggles for next use. Average kill rate, 99.2% at five minutes.

- Underwriters Laboratories Inc. listed
- Provided with tamper resistant latches and lock
- Germicidal lamp has a 20 year limited warranty
- Five minute cycle controlled by timer
- Wall or shelf mountable with 7' cord

Miscellaneous Accessories

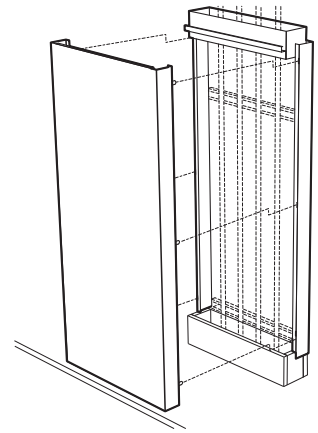
Pipe Enclosures



019365-WALL
Wall Bench Chase
90" H x 22¹/₄" L x 4¹¹/₁₆" D



019366-CENTER
Center Bench Chase
90" H x 22¹/₄" L x 5¹/₄" D

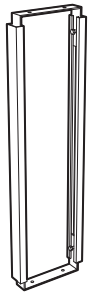


Made of cold rolled steel painted to match cabinets to conceal vertical service lines coming down from the ceiling to the worksurface. One side is removable for easy access with no exposed fasteners. Designed to sit on top of curb on worksurface and penetrate drop ceiling.

Wall Bench Chase

Center Bench Chase

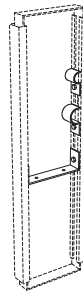
Rear Kemstruts



K-0011-0A 27"– 31" H
K-0012-0A 33"– 37" H

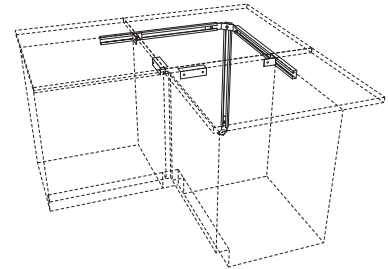
Floor mounted support to provide stability to rear overhang of fume hood tops or work surfaces. Adjustable to match variances in height. 7⁷/₈" deep to fit in 8" wide plumbing space of 31" deep wall benches and 54" deep center benches.

Pipe Hangers



K-0005-0A Drainline Support
M-0051-0A Pipe Clamp for 3/8"–1/2" IPS
M-0052-0A Pipe Clamp for 3/4"–1" IPS

Corner Kemstruts

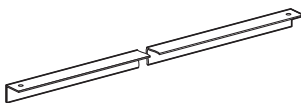


K-0020-1A 28"– 30" H
K-0016-1A 34"– 36" H

Floor and wall mounted support system for adding stability to corner tops in L-shaped furniture assemblies. Adjustable to match variances in height. Includes two support angles to attach to adjoining base cabinets.

NOTE: Kemstrut Corner Top Support Assemblies are not required when a corner base cabinet is used.

Support Angles

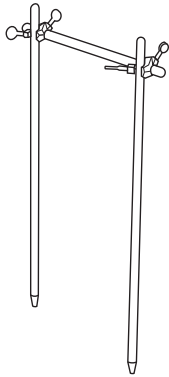


L-2034-06 6" L
L-2034-12 12" L
L-2034-18 18" L
L-2034-24 24" L
L-2034-48 48" L
L-2034-96 96" L

Formed from 16 gauge cold-rolled steel, with 1¹/₂" sides. Finished #61 Light Neutral.

Miscellaneous Accessories

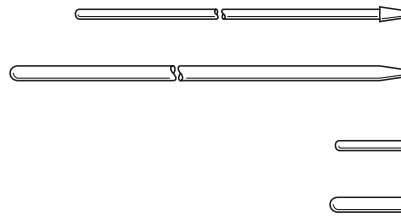
Rod Assembly



4740-00 Rod Assembly

Consists of two 0553-00 upright rods, one 0557-00 cross rod and two 0550-00 rod clamps.

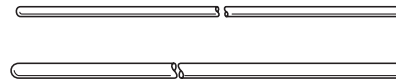
Support Rods



0549-18 1/2" Dia. x 18" H
0549-24 1/2" Dia. x 24" H
0549-36 1/2" Dia. x 36" H
0553-00 3/4" Dia. x 36" H

Duraluminum support rods are available in 1/2" and 3/4" diameter and have a tapered end to fit 0548-00 rod sockets.

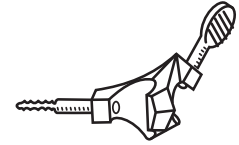
Cross Rods



0554-00 1/2" Dia. x 39" L
0556-00 1/2" Dia. x 18" L
0557-00 3/4" Dia. x 39" L

Duraluminum cross rods are available in 1/2" and 3/4" diameter and have rounded ends

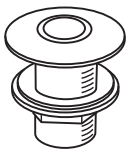
Rod Clamp



0550-00 Rod Clamp

Made of cast aluminum. Designed to clamp horizontal cross rods on vertical upright rods. Can be used for either 1/2" or 3/4" diameter rods


Rod Sockets



0548-00 Rod Socket

Made of chrome-plated brass. Use with 1/2" and 3/4" diameter upright rods. 1" diameter x 17/8" long threaded shank. Complete with locknut and washer.

Label Holder



F-0260-00 Label Holder

Aluminum with adhesive back for easy installation. Holds 1 1/8" H x 2 1/2" L identification card.

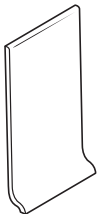
Number Plates



F-0201-00 Number Plate

Made of aluminum with indented black numbers. Specify number series. Overall size is 5/8" high x 1 1/4" long.

Base Molding

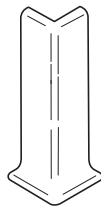


F-0862-04 48" L

4" high black base molding. Made of pliable material to match variances in floor surface. Comes with high-strength adhesive applied to back.

Note: Specify number of 4' sections required.

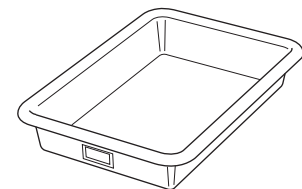
Corner Guard



F-1368-00 Corner Guard

4" high black corner guard to finish off corner joints of base molding.

Tote Trays



OP-6140 14" x 13 1/4" x 3 1/8" for use in G94 base cabinets

OP-6141 16 3/8" x 11" x 2 1/2" for use in S62 & S64 storage cabinets

OP-6551 19" x 13 3/4" x 3" for use in G86 base cabinets

Made of tan high strength plastic.