

Supreme Air Fume Hood Option Availability

Options		H05	H07	H08	H09	H10	H20	H25	H30	H32	H34	H36	H50	H52	H70	HOP	LV05
Open By-Pass	-	A	NR	A	NR	A	A	Std	A	NR		A					
Restricted By-Pass	B	A	Std	A	Std	A	A		A	A	Std	A	Std	Std	Std	Std	Std
Phenolic Resin	T	A	A	A	A	A			A	A	A	A	A	A	A	A	A
Kemglass Liner	G	A	A	A	A	A			A	A	A	A	A	A	A	A	A
KMER Liner	K	A	A	A	A	A			A	A	A	A	A	A	A	A	A
Stainless Steel Liner	S	A	A	A	A	A	Std	Std	A	A	A	A	A	A	A	A	A
Auxiliary Air Chamber		OB		A		OB	OB	A	OB			OB					
Adjustable Baffle	A	A	A	A	A	A	A	A	A	A	A	A			A	A	
Single Point Adjustable Baffle	C	A	A	A	A	A			A	A	A	A			A	A	
Distillation Rack	D	A	A	A	A	A			A	A	A	A	A	A	A	A	A
Fire Extinguisher	E	A	A	A	A	A			A	A	A	A	A	A	A	A	A
Additional GFI Receptacles (2)	F	A	A			A	A	A	A	A	A	A			A	A	A
Front Load Fittings	G	A	A	A	A	A	Std	Std	A	A	A	A	A	A	A	A	A
Pre-Wired / UL Listed	H	A	A	A	A	A	A	A	A	A	A	A	A	A	A	A	A
Safety Shield	I	A		A		A	A	A									
T8 Fluorescent Light Ballast	J	A	A	A	A	A	A		A	A	A	A	A	A	A	A	
Vapor Proof Light	K	A	A	A	A	A	A	Std	A	A	A	A	A	A	A	A	A
Explosion Proof Light	L	A	A	A	A	A	A	A	A	A	A	A	A	A	A	A	A
Air Alert 600 Alarm (at Top Right)	M	A	A	A	A	A	A	A	A	A	A	A			A	A	A
Stainless Steel Deflector Vane	O	A	A	A	A	A	A	A				A	A		A		A
Stainless Steel Sash Handle	Q	A		A		A	A	A	A			A					
Additional GFI Receptacle (Right)	R	A	A			A	A	A	A	A	A	A			A	A	A
Additional GFI Receptacle (Left)	S	A	A			A	A	A	A	A	A	A			A	A	A
Sight-Tight Chevron Grill	T	OB	OB	OB	OB	OB	OB	A	OB	OB	A	OB					
Vision Panel	V	A	A	A	A	A	A	A	A	A	A	A			A	Std	
Air Alert 300 Alarm (location 1)	W	A†	A	A†	Std	A†	A†	A†	A†	A	A	A†			A	A	
Air Alert 300 Alarm (location 2)	Z	A†	A	A†	A	A†	A†	A†	A†	A	A	A†			A	A	
Frameless Tempered Glass Sash	1	A		A			A	A	A ⁸			A ⁸			A		A
Framed Safety Glass Sash	2	A	Std*	A	Std*	Std	A	A	A	Std*	Std	A			A	Std*	
Framed Tempered Glass Sash	3	A	A*	A	A*	A	A	A	A	A*	A	A	A	A	A	A*	
St. Steel Safety Glass Sash	4	A	A*	A	A*	A	A	A	A	A*	A	A			A	A*	
St. Steel Tempered Glass Sash	5	A	A*	A	A*	A	A	A	A	A*	A	A			A	A*	
Tissue Screen	6	A	A	A	A	A	A	A	A	A	A	A	A	A	A	A	A
Stainless Steel Duct Collar	7	A	A	A	A	A	Std	Std	A	A	A	A	A	A	A	A	A
Gravity Sash Stop	8	A	A	Std	Std	A	A	A	A	A		A				A	
Work Shelf Supports	9								A	A	A	A		A			

A = Option is available.

Std = Option is standard.

NR = Option is available, but Not Recommended.

OB = Option is available on Open By-Pass models only.

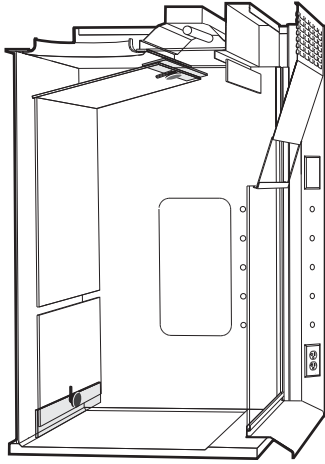
A⁸ = 8 foot Walk-In available with framed sash only.

* = Combination sash available in narrow frame only.

† = Not recommended for use with Auxiliary Air.

Supreme Air Fume Hood Options

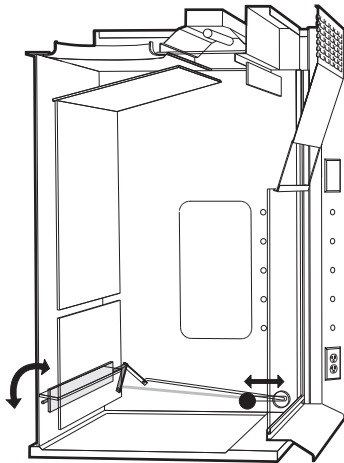
Adjustable Baffles – Option A



Internally adjustable baffles consist of movable baffle strips which can be adjusted by means of two slots and two threaded knobs. By sliding the

strips up or down, the operator can adjust the relative size of the top and bottom slots. The middle slot in the baffle remains fixed.

Single Point Adjustable Baffles – Option C

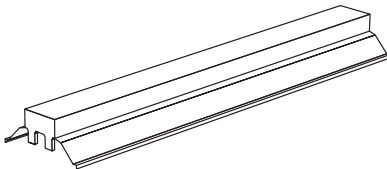


Single point adjustable baffles employ a pivoting baffle strip with an articulating arm, a linkage rod, and a thread knob. By sliding the knob which rides in a slot in the lining near

the front of the hood, the baffle strip is rotated to provide varying degrees of blockage to the bottom slot. This adjustment can be done without disturbing the apparatus within the hood.

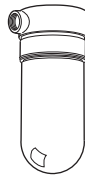
Alternate Lighting

Option J T8 Lamped Fluorescent Light



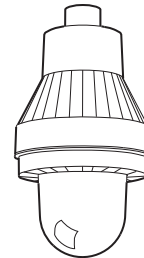
T8 Lamped Fluorescent Lights are an energy savings option. The light output of the T8 lamps is reduced to match that of 34-watt T12 lamps. This reduction in light output results in energy savings of up to 60 percent. (fixture only – bulbs are not included)

Option K Vapor Proof Incandescent Light



0750-0S 150 watt
(Type A-19 bulb not included)

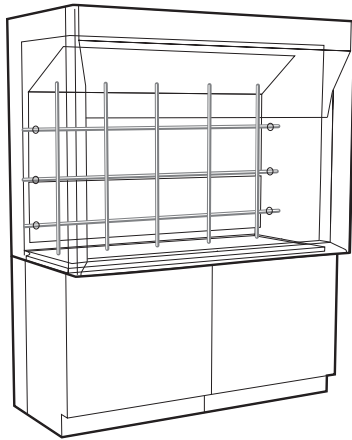
Option L Explosion Proof Incandescent Light



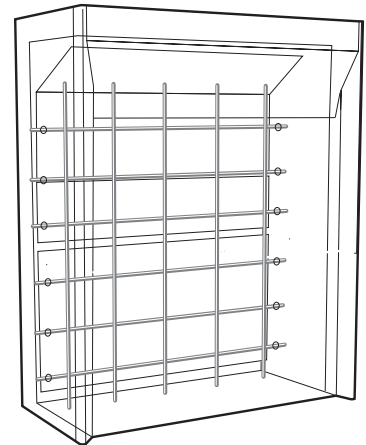
0753-00 150 watt
(Type A-21 bulb not included)

Supreme Air Fume Hood Options

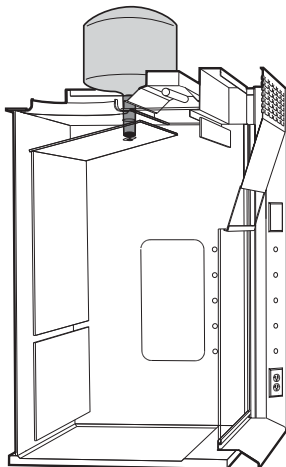
Distillation Racks – Option D



Supreme Air Fume Hoods may be furnished with a lattice style distillation rack. The rack consists of vertical and horizontal 1/2" diameter Duralumin rods. The rods are fastened with rod clamps to form a lattice of approximate 12" squares. Bench hoods have three horizontal rods, while walk-in and distillation hoods have six.



Fire Extinguisher – Option E



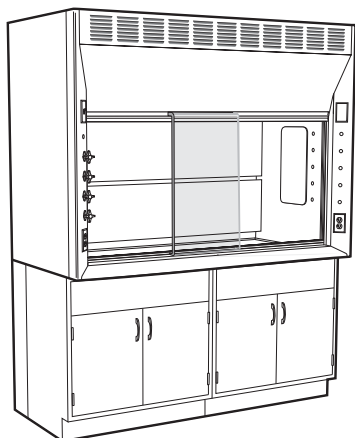
Supreme Air Fume Hoods may be fitted with a Fire Extinguisher System to control runaway experiments and the hazards of fire. At the heart of the system are multiple ABC dry chemical fire extinguisher, vertically mounted in the top of the fume hood for complete coverage. The extinguishers are fully self-contained and may be easily removed for maintenance and recharging.

Each fire extinguisher is equipped with a bright stainless steel, five

pound capacity, canister; a pressure gauge for easy status checking, a patented valve and delivery nozzle, and a 165° F fusible link for automatic fire containment.

To ensure complete coverage, four foot, five foot, and six foot long fume hoods are furnished with two extinguishers mounted on opposite sides of the duct collar. Eight foot long hoods are furnished with three extinguishers, one at each end, and one in the middle.

Sliding Safety Shield – Option I

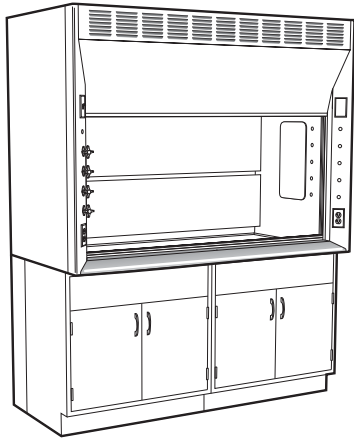


Supreme Air Bench Fume Hoods may be furnished with a polycarbonate safety shield designed to provide protection to fume hood users from small explosions, splattering of chemicals, breaking glass, etc. Designed to be used on Vertical Rising Sash Bench Hoods only, this 12" wide x 1/4" thick shield slides the

full length of the hood face opening on ball bearing rollers suspended from a track at the top of the sash opening, with a guide at the bottom to keep the shield from swinging. When the shield is not in use, it can be easily removed from the upper track and stored until it is needed again for safety purposes.

Supreme Air Fume Hood Options

Stainless Steel Lower Deflector Vane – Option O

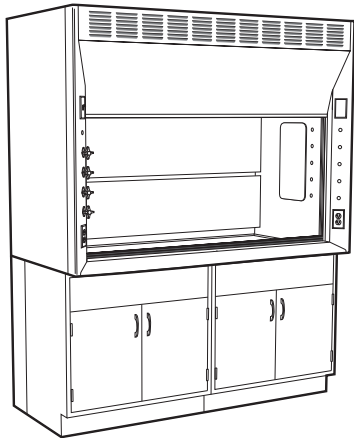


The standard painted cold rolled steel Lower Deflector Vane on bench and distillation Supreme Air fume hoods may be optionally replaced with stainless steel. Stainless steel offers

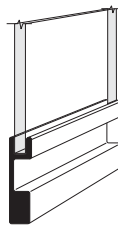
improved scratch and abrasion resistance.

Fabricated of 12 gauge, type 304 stainless steel, the deflector vane is furnished with a No. 4 finish.

Stainless Steel Sash Handle – Option Q

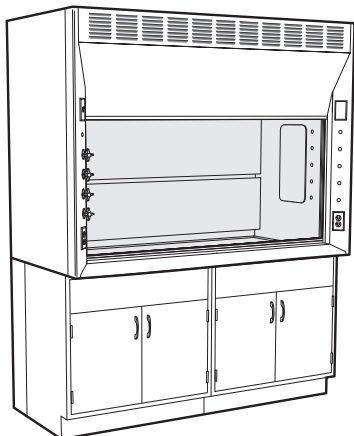


The standard painted aluminum sash handle may be replaced with a type 304 stainless steel sash handle.



Sash Handle Profile

Sash Frame and Glass Options



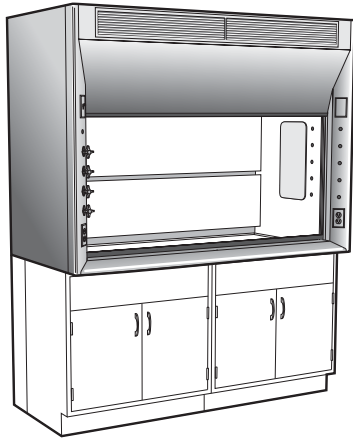
Standard Supreme Air fume hoods are fitted with frameless sashes of 1/4" laminated safety glass. Optionally, as the chart below indicates, these hoods may be furnished with framed

sashes of either painted cold rolled steel or stainless steel. In addition, all sashes may be fitted with 1/4" tempered glass instead of laminated safety glass.

Option	Sash Frame	Sash Glass
Standard	Frameless	Laminated Safety
Option 1	Frameless	Tempered
Option 2	Painted CRS	Laminated Safety
Option 3	Painted CRS	Tempered
Option 4	Stainless Steel	Laminated Safety
Option 5	Stainless Steel	Tempered

Supreme Air Fume Hood Options

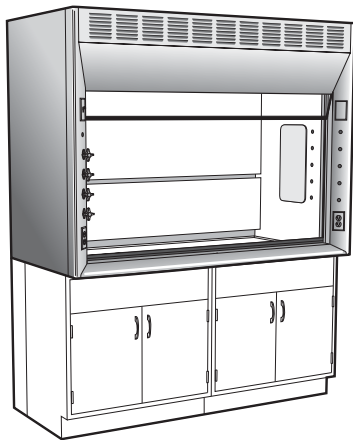
Sight-Tight Chevron Grille – Option T



The standard louvered top front panel on all Open By-Pass Supreme Air Fume Hoods may be replaced with an optional top front panel that contains a Sight-Tight Chevron Grille. The unique chevron shape of the grille vanes adds protection to the user from flying debris from within the hood.

Fabricated of aluminum, the Sight-Tight Grille is finished to match the hood. The Sight-Tight Grille option may be used in conjunction with the Vision Panel option.

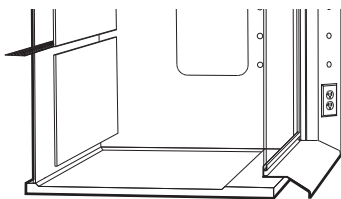
Vision Panel – Option V



The standard louvered top front panel on all Supreme Air Fume Hoods may be replaced with an optional top front panel that contains a transparent Vision Panel. The tinted acrylic Vision Panel offers added convenience by allowing the hood operator a clear view to the entire interior of the hood without bending down or placing their head inside the hood. The Vision Panel option may be used in conjunction with the Sight-Tight Grille option.



Tissue Screen – Option 6



The optional Tissue Screen protects the back baffle area just above the safety slot on both bench and walk-in fume hoods. Fabricated of perforated stainless steel, the screen blocks tissue and other light material from being swept up behind the upper baffle and into the exhaust system.


Stainless Collar – Option 7



A Stainless Steel Duct Collar may be specified on any Supreme Air fume hood instead of the standard polyethylene collar.

Note: H20 Isotope Bench Hoods, H25 Perchloric Acid Bench Hoods, and all other stainless steel lined hoods are furnished standard with stainless steel collars.

Gravity Sash Stop – Option 8



As an energy conservation or safety measure, a Sash Stop may be added to any hood with a vertically rising sash. It may be mounted at any distance above the lower deflector vane to keep the sash from rising past that point. When needed the stop may be pivoted out of the way. Contact your Kewaunee representative for CFM data at various sized openings.