

Supreme Air Fume Hood Worksurfaces

Work Top for Bench Hoods and Distillation Hoods




Supreme Air Bench Hoods and Distillation Hoods require a Work Top that may be either Epoxy Resin or Stainless Steel. Only Isotope and Perchloric Acid hoods have the Work Top as part of their standard part number. Work Tops for all other bench hoods must be specified separately. Work Tops are dished $\frac{3}{8}$ " to retain

spillage and incorporate a 6" wide safety rim at the front. They may include cutouts for cupsinks, sinks, steam baths, hot plates fixtures, vent pipes or other apparatus as specified. Epoxy Resin Tops are furnished with a cupsink cutout only; Stainless Steel Tops include an integrally welded cupsink as listed below.

Worktops for H05 – H07 H09 – H10 H70 Bench H-36 Distillation Fume Hoods	Overall Hood Length	Black Epoxy Resin	Type 304 Stainless Steel	Type 316 Stainless Steel	
	4'-0" / 48"	019243-48B	019244-48S	019244-48L	
	5'-0" / 60"	019243-60B	019244-60S	019244-60L	
	6'-0" / 72"	019243-72B	019244-72S	019244-72L	
	8'-0" / 96"	019243-96B	019244-96S	019244-96L	
	10'-0" / 120"	019243-20B	019244-20S	019244-20L	
	12'-0" / 144"	019243-44B	019244-44S	019244-44L	
Standard Cutout/Cupsink Location	0491 (3" x 6") Cupsink Cutout Left Rear	0950 (5" Rd.) St. Steel Cupsink Left Rear	0951 (5" Rd.) St. Steel Cupsink Left Rear		
Worktops for LV05 Bench Fume Hoods	Overall Hood Length	Black Epoxy Resin	Type 304 Stainless Steel	Type 316 Stainless Steel	
	4'-0" / 48"	030002-3448B	030202-3448S	030202-3448L	
	5'-0" / 60"	030002-3460B	030202-3460S	030202-3460L	
	6'-0" / 72"	030002-3472B	030202-3472S	030202-3472L	
	7'-0" / 84"	030002-3484B	030202-3484S	030202-3484L	
	8'-0" / 96"	030002-3496B	030202-3496S	030202-3496L	
	Standard Cutout/Cupsink Location	0499 (3 $\frac{1}{2}$ " x 5 $\frac{1}{2}$ ") Cupsink Cutout Right Front	0950 (5" Rd.) St. Steel Cupsink Right Front	0951 (5" Rd.) St. Steel Cupsink Right Front	
Worktops for H08 – H09 ADA Bench Fume Hoods	Overall Hood Length	Black Epoxy Resin	Type 304 Stainless Steel	Type 316 Stainless Steel	
	4'-0" / 48"	020126-48B	020127-48S	020127-48L	
	5'-0" / 60"	020126-60B	020127-60S	020127-60L	
	6'-0" / 72"	020126-72B	020127-72S	020127-72L	
	Standard Cutout/Cupsink Location	0491 (3" x 6") Cupsink Cutout Left Rear	0950 (5" Rd.) St. Steel Cupsink Left Rear	0951 (5" Rd.) St. Steel Cupsink Left Rear	
	Worktops for H50 Dynamic Barrier Bench Fume Hoods	Overall Hood Length	Black Epoxy Resin	Type 304 Stainless Steel	Type 316 Stainless Steel
		4'-0" / 48"	020009-48B	020010-48S	020010-48L
5'-0" / 60"		020009-60B	020010-60S	020010-60L	
6'-0" / 72"		020009-72B	020010-72S	020010-72L	
8'-0" / 96"		020009-96B	020010-96S	020010-96L	
10'-0" / 120"		020009-20B	020010-20S	020010-20L	
12'-0" / 144"		020009-44B	020010-44S	020010-44L	
Standard Cutout/Cupsink Location	0491 (3" x 6") Cupsink Cutout Left Rear	0950 (5" Rd.) St. Steel Cupsink Left Rear	0951 (5" Rd.) St. Steel Cupsink Left Rear		
Worktops for HOPEC Style Bench Fume Hoods	Overall Hood Length	Black Epoxy Resin	Type 304 Stainless Steel	Type 316 Stainless Steel	
	4'-0" / 48"	020128-48B	020129-48S	020129-48L	
	5'-0" / 60"	020128-60B	020129-60S	020129-60L	
	6'-0" / 72"	020128-72B	020129-72S	020129-72L	
	8'-0" / 96"	020128-96B	020129-96S	020129-96L	
	Standard Cutout/Cupsink Location	0491 (3" x 6") Cupsink Cutout Left Rear	0950 (5" Rd.) St. Steel Cupsink Left Rear	0951 (5" Rd.) St. Steel Cupsink Left Rear	

Supreme Air Fume Hood Worksurfaces

Optional Work Floor for Walk-In Hoods



Supreme Air Walk-In Fume Hoods may be fitted with an Optional Work Floor for added protection to the laboratory floor. Available in either epoxy resin or stainless steel, the Work Floor is fabricated with a

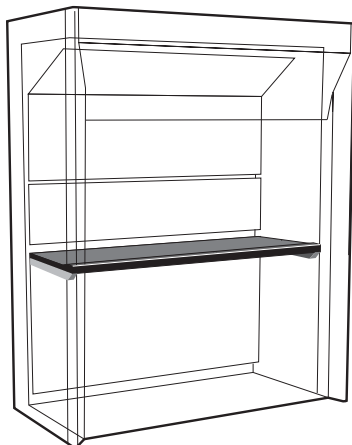
beveled front safety rim to retain spills and facilitate rolling carts into the hood.

Work Floors may include cutouts for drain outlets or other apparatus when specified.

Worktops for H30 – H32 & H52 Walk-in Fume Hoods with Vertical Rising Sash	Overall Hood Length	Black Epoxy Resin	Type 304 Stainless Steel
	4'-0" / 48"	019250-48B	019251-48S
	5'-0" / 60"	019250-60B	019251-60S
	6'-0" / 72"	019250-72B	019251-72S
	8'-0" / 96"	019250-96B	019251-96S
	Standard Cutout/Cupsink Location	None	None

Worktops for H34 Walk-in Fume Hoods with Horizontal Sash	Overall Hood Length	Black Epoxy Resin	Type 304 Stainless Steel
	6'-0" / 72"	019248-72B	019249-72S
	8'-0" / 96"	019248-96B	019249-96S
	10'-0" / 120"	019248-20B	019249-20S
	Standard Cutout/Cupsink Location	None	None

Optional Removable Work Shelf for Walk-In and Distillation Hoods



Supreme Air Walk-In and Distillation Fume Hoods may be fitted with a removable Work Shelf mounted at 36⁵/₁₆" above the floor. Available in either epoxy resin or stainless steel, the Work Shelf is provided with a front safety rim to minimize spills.

racks, or when clearance is required at the front of the hood.

Work Shelves may include cutouts when specified but should not include cupsinks or drains, as the shelf is removable.

Work Shelves are available either 18" or 24" deep. 18" deep shelves may be used in conjunction with distillation

Fume hoods with Removable Work Shelves must be specified with Option 9 to include the shelf support.

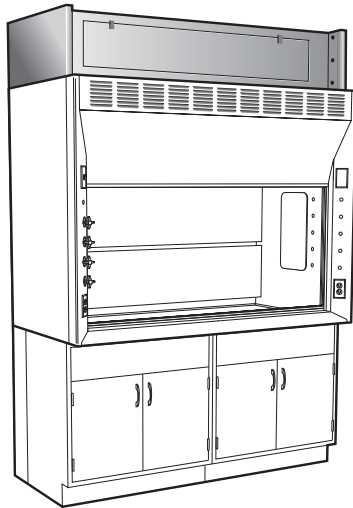
18" Deep Optional Work Shelf for Walk-in & Distillation Fume Hoods	Overall Hood Length	Black Epoxy Resin	Type 304 Stainless Steel
	4'-0" / 48"	019241-48B	019242-48S
	5'-0" / 60"	019241-60B	019242-60S
	6'-0" / 72"	019241-72B	019242-72S
	Standard Cutout/Cupsink Location	None	None

24" Deep Optional Work Shelf for Walk-in & Distillation Fume Hoods	Overall Hood Length	Black Epoxy Resin	Type 304 Stainless Steel
	4'-0" / 48"	020130-48B	020131-48S
	5'-0" / 60"	020130-60B	020131-60S
	6'-0" / 72"	020130-72B	020131-72S
	Standard Cutout/Cupsink Location	None	None

Contact Factory for Work Shelves for Hoods over 72" long.

Hood Enclosures, Trim & Finished Backs

Fume Hood Ceiling Enclosures



Fume Hood Ceiling Enclosures are designed to fill the space between the top of the hood and the ceiling to provide a finished appearance. They are available in three sizes: 9¹/₄" High for ceilings 8 foot and lower, and 13" or 21¹/₄" high, for ceilings up to 9 feet

high. The 13" and 21¹/₄" enclosures are provided with an Access Panel in the front for easy access to the light fixture. The front panel is mounted behind the sash to allow the hood bypass to remain open to the room.

Supreme Air Enclosures

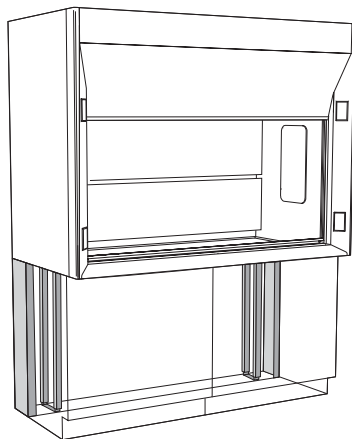
9 ¹ / ₄ " High w/o Access	13" High w/Access	21 ¹ / ₄ " High w/Access	
019012-10	020451-48	020452-48	48"L
019013-10	020451-60	020452-60	60"L
019014-10	020451-72	020452-72	72"L
			84"L
019015-10	020451-96	020452-96	96"L
019016-10	020451-20	020452-20	120"L
019018-10	020451-44	020452-44	144"L

Supreme Air LV Enclosures

13" High w/Access	21 ¹ / ₄ " High w/Access
030200-1348	030200-2148
030200-1360	030200-2160
030200-1372	030200-2172
030200-1384	030200-2184
030200-1396	030200-2196

Fume Hood Enclosure Finished Backs

9 ¹ / ₄ " High	13" High	21 ¹ / ₄ " High	
030201-0948	030201-1348	030201-2148	48" L
030201-0960	030201-1360	030201-2160	60" L
030201-0972	030201-1372	030201-2172	72" L
030201-0984	030201-1384	030201-2184	84" L
030201-0996	030201-1396	030201-2196	96" L



Base Cabinet Rear Filler

To close opening between wall and rear of fume hood base cabinet.

Steel Rear Filler

L-5202-0A	35 ³ / ₄ " H
L-5897-0A	33" H

Wood Rear Filler

X-HP0836-00	36" H
--------------------	-------

Kemstruts

Floor mounted support to provide stability to rear overhang of fume hood tops and provides mounting struts for plumbing and electrical service lines. Adjustable in height and 7⁷/₈" deep to fit 8" deep plumbing chase.

Kemstrut	Height
K12-3608-0A	36" H
K12-3308-0A	33" H

Fume Hood Finished Backs

Fume Hood Finished Backs are designed to enclose the back of the fume hood when it is exposed to view.

Supreme Air Bench Fume Hood 54" High	Supreme Air Walk-In Fume Hood 90" High	Dynamic Barrier Bench Fume Hood 54" High	Dynamic Barrier Walk-In Fume Hood 90" High	Supreme Air LV Bench Fume Hood 54" High	
019973	019977	020608-48	020609-48	030203-5448	48" L
019974	019978	020608-60	020609-60	030203-5460	60" L
019975	019979	020608-72	020609-72	030203-5472	72" L
				030203-5484	84" L
019976	019980	020608-96	020609-96	030203-5496	96" L