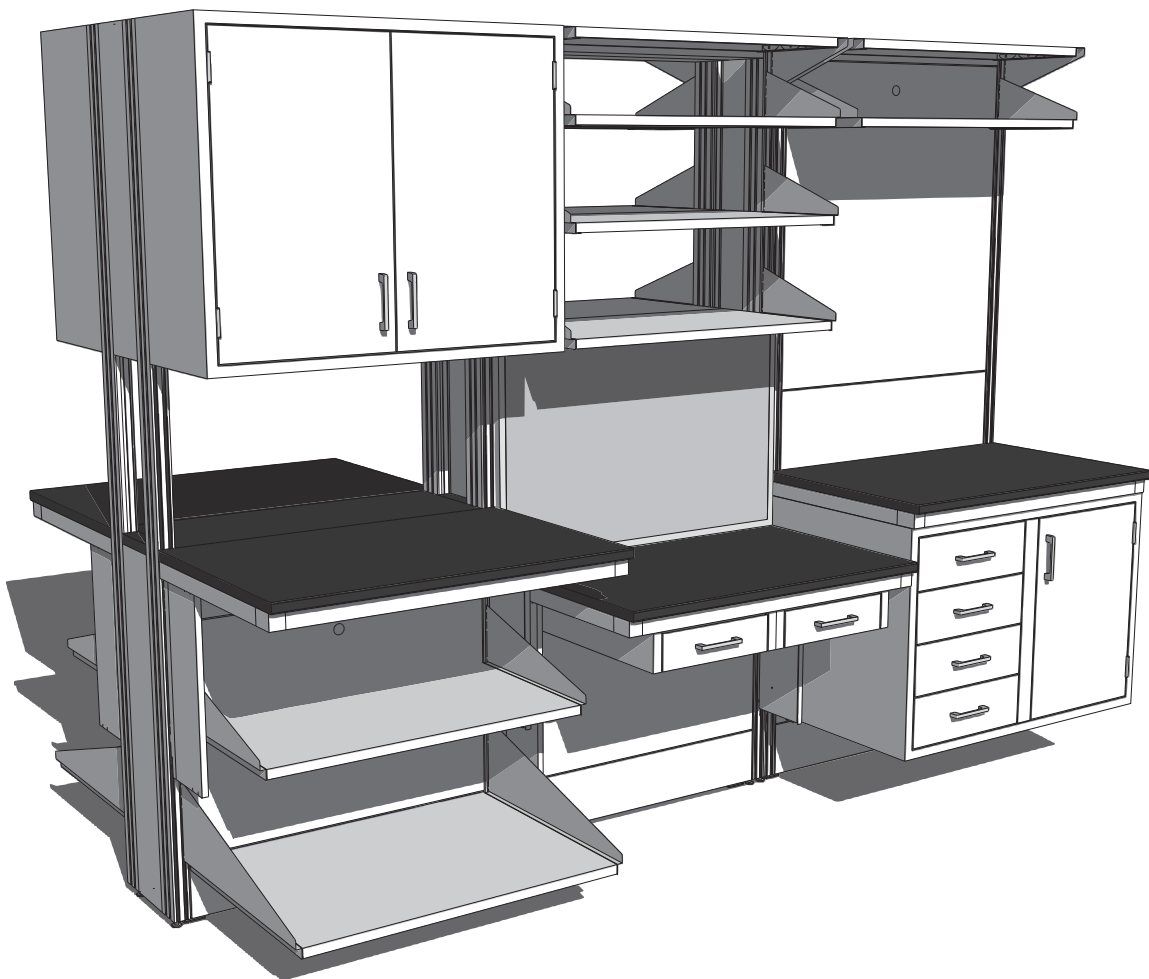


12" Island Structural Modules

Features:

- 12" Island Structural Modules provide support for a wide combination of accessories, including:
 - adjustable worksurface frames
 - adjustable tables
 - hanging cabinetry - upper and lower
 - floor mounted cabinetry
 - adjustable shelving
 - lighting
 - electrical and plumbing raceway
 - service drops
 - tack boards and marker boards
 - pegboards
- 12" Island Structural Modules provide 6" of service space and are built to receive standard pipe hangers for ease of installing service piping and electrical conduit.
- System design allows shelving to be suspended both above and below the worksurface.
- Easy and positive structural alignment and attachment to adjacent modules.
- Available with easy to remove access panels. May be ordered without access panels for use with floor mounted base cabinets.



12" Island Structural Modules

Specifications:

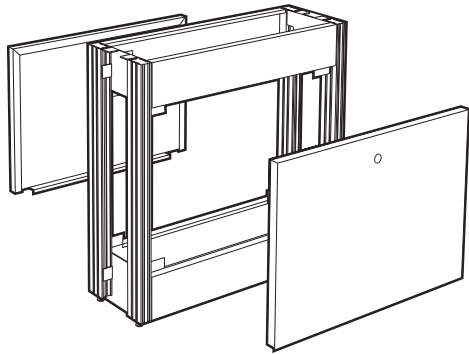
Island Modules are 37" high, with Upper Carriers, 84" high. Both are 12" deep and available in lengths shown.

Modules are available with or without Access Panels. Order without when used with floor mounted base cabinets.

Each module is furnished with floor mounting hardware and hardware for attaching adjacent modules.

Module Ledge must be ordered separately.

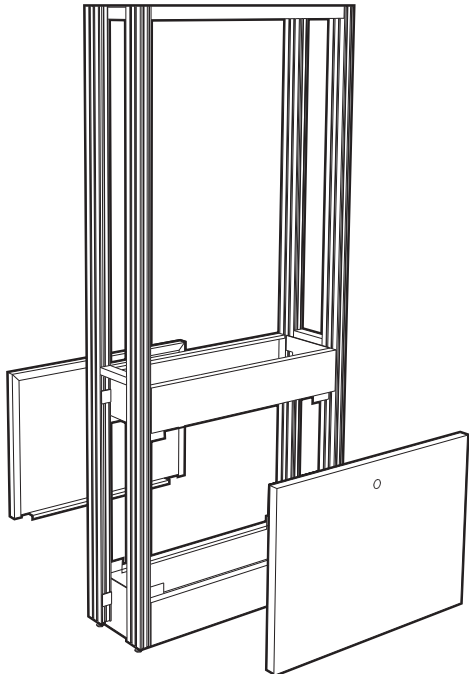
12" Deep Island Module - 37" High



Length	with Access Panels	without Access Panels
24"	F06M3724-00	F06-3724-00
30"	F06M3730-00	F06-3730-00
36"	F06M3736-00	F06-3736-00
42"	F06M3742-00	F06-3742-00
48"	F06M3748-00 *	F06-3748-00
54"	F06M3754-00 *	F06-3754-00
60"	F06M3760-00 *	F06-3760-00
66"	F06M3766-00 *	F06-3766-00
72"	F06M3772-00 *	F06-3772-00

* Modules 48" long and over are provided with two half-length Access Panels.

12" Deep Island Module with Upper Carrier - 84" High



Length	with Access Panels	without Access Panels
24"	F36M3724-00	F36-3724-00
30"	F36M3730-00	F36-3730-00
36"	F36M3736-00	F36-3736-00
42"	F36M3742-00	F36-3742-00
48"	F36M3748-00 *	F36-3748-00
54"	F36M3754-00 *	F36-3754-00
60"	F36M3760-00 *	F36-3760-00
66"	F36M3766-00 *	F36-3766-00
72"	F36M3772-00 *	F36-3772-00

* Modules 48" long and over are provided with two half-length Access Panels.

12" Island Structural Modules

Specifications:

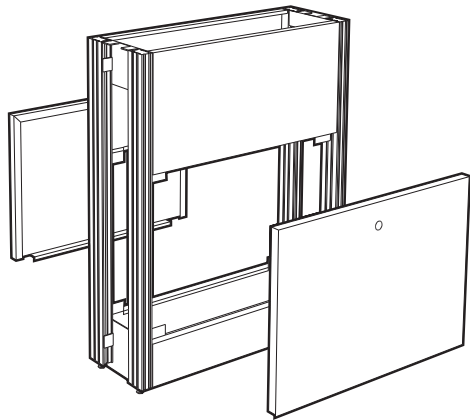
Service Riser Island Modules are 47" high, with Upper Carrier, 84" high. Both are 12" deep and in lengths shown.

Modules are available with or without Access Panels. Order without when used with floor mounted base cabinets.

Each module is furnished with floor mounting hardware and hardware for attaching adjacent modules.

Module Ledge must be ordered separately.

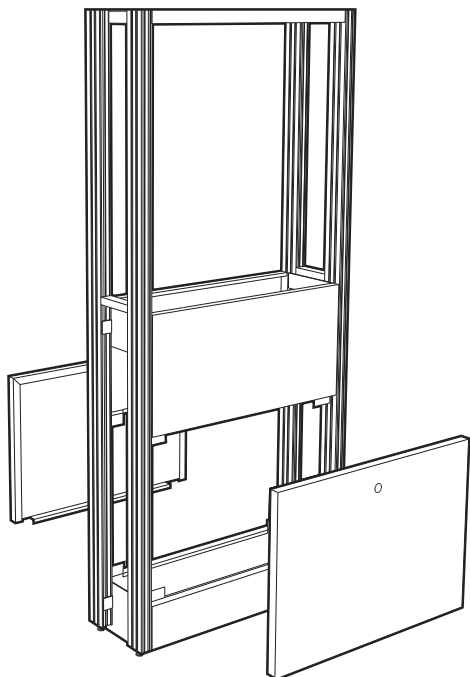
12" Deep Service Riser Island Module – 47" High



Length	with Access Panels	without Access Panels
24"	F06M4724-00	F06-4724-00
30"	F06M4730-00	F06-4730-00
36"	F06M4736-00	F06-4736-00
42"	F06M4742-00	F06-4742-00
48"	F06M4748-00 *	F06-4748-00
54"	F06M4754-00 *	F06-4754-00
60"	F06M4760-00 *	F06-4760-00
66"	F06M4766-00 *	F06-4766-00
72"	F06M4772-00 *	F06-4772-00

* Modules 48" long and over are provided with two half-length Access Panels.

12" Deep Service Riser Island Module with Upper Carrier – 84" High



Length	with Access Panels	without Access Panels
24"	F36M4724-00	F36-4724-00
30"	F36M4730-00	F36-4730-00
36"	F36M4736-00	F36-4736-00
42"	F36M4742-00	F36-4742-00
48"	F36M4748-00 *	F36-4748-00
54"	F36M4754-00 *	F36-4754-00
60"	F36M4760-00 *	F36-4760-00
66"	F36M4766-00 *	F36-4766-00
72"	F36M4772-00 *	F36-4772-00

* Modules 48" long and over are provided with two half-length Access Panels.

12" Island Structural Modules

Specifications:

Island Modules are 37" high, with Upper Carriers, 84" high. Both are 12" deep and available in lengths shown.

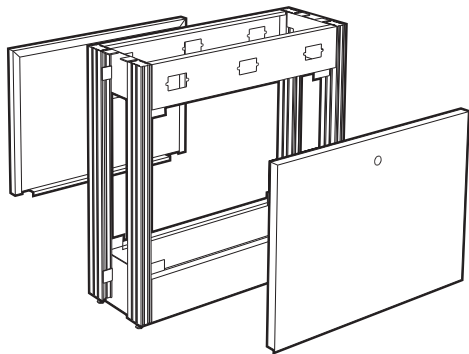
Modules are available with or without Access Panels. Order without when used with floor mounted base cabinets.

24" and 30" long modules have two single-gang electric box cutouts, all other sizes have three.

Each module is furnished with floor mounting hardware and hardware for attaching adjacent modules.

Module Ledge must be ordered separately.

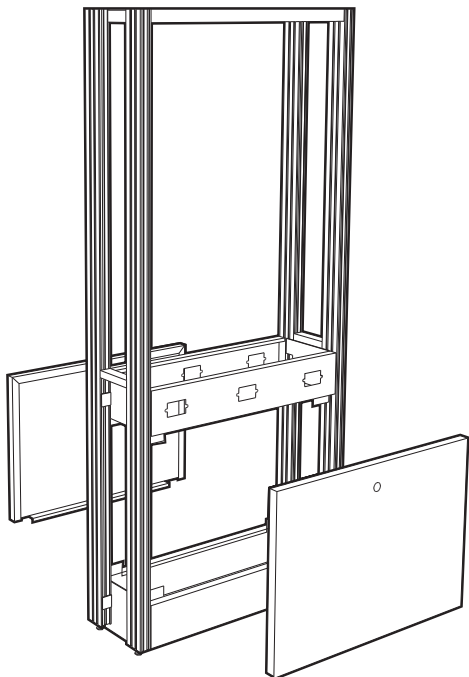
12" Deep Standard Island Module with Electric Cutouts - 37" High



Length	with Access Panels	without Access Panels
24"	F06M3724-E0	F06-3724-E0
30"	F06M3730-E0	F06-3730-E0
36"	F06M3736-E0	F06-3736-E0
42"	F06M3742-E0	F06-3742-E0
48"	F06M3748-E0 *	F06-3748-E0
54"	F06M3754-E0 *	F06-3754-E0
60"	F06M3760-E0 *	F06-3760-E0
66"	F06M3766-E0 *	F06-3766-E0
72"	F06M3772-E0 *	F06-3772-E0

* Modules 48" long and over are provided with two half-length Access Panels.

12" Deep Standard Island Module with Electric Cutouts & Upper Carrier - 84" High



Length	with Access Panels	without Access Panels
24"	F36M3724-E0	F36-3724-E0
30"	F36M3730-E0	F36-3730-E0
36"	F36M3736-E0	F36-3736-E0
42"	F36M3742-E0	F36-3742-E0
48"	F36M3748-E0 *	F36-3748-E0
54"	F36M3754-E0 *	F36-3754-E0
60"	F36M3760-E0 *	F36-3760-E0
66"	F36M3766-E0 *	F36-3766-E0
72"	F36M3772-E0 *	F36-3772-E0

* Modules 48" long and over are provided with two half-length Access Panels.

12" Island Structural Modules

Specifications:

Service Riser Island Modules are 47" high, with Upper Carrier, 84" high. Both are 12" deep and in lengths shown.

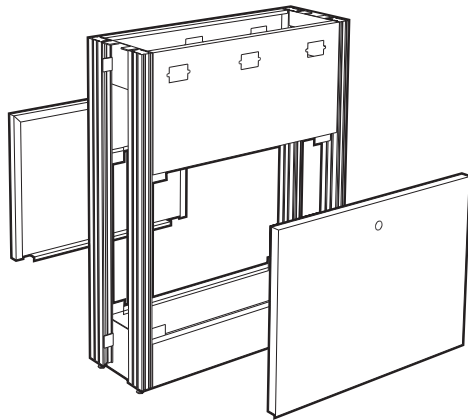
Modules are available with or without Access Panels. Order without when used with floor mounted base cabinets.

24" and 30" long modules have two single-gang electric box cutouts, all other sizes have three.

Each module is furnished with floor mounting hardware and hardware for attaching adjacent modules.

Module Ledge must be ordered separately.

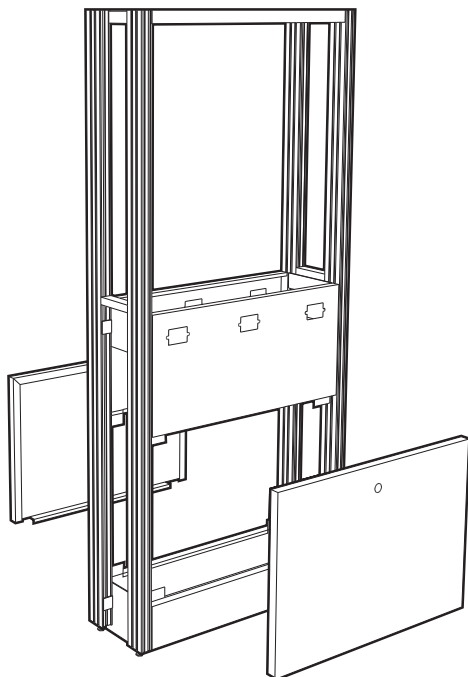
12" Deep Service Riser Island Module with Electric Cutouts – 47" High



Length	with Access Panels	without Access Panels
24"	F06M4724-E0	F06-4724-E0
30"	F06M4730-E0	F06-4730-E0
36"	F06M4736-E0	F06-4736-E0
42"	F06M4742-E0	F06-4742-E0
48"	F06M4748-E0 *	F06-4748-E0
54"	F06M4754-E0 *	F06-4754-E0
60"	F06M4760-E0 *	F06-4760-E0
66"	F06M4766-E0 *	F06-4766-E0
72"	F06M4772-E0 *	F06-4772-E0

* Modules 48" long and over are provided with two half-length Access Panels.

12" Deep Service Riser Island Module with Electric Cutouts & Upper Carrier – 84" High



Length	with Access Panels	without Access Panels
24"	F36M4724-E0	F36-4724-E0
30"	F36M4730-E0	F36-4730-E0
36"	F36M4736-E0	F36-4736-E0
42"	F36M4742-E0	F36-4742-E0
48"	F36M4748-E0 *	F36-4748-E0
54"	F36M4754-E0 *	F36-4754-E0
60"	F36M4760-E0 *	F36-4760-E0
66"	F36M4766-E0 *	F36-4766-E0
72"	F36M4772-E0 *	F36-4772-E0

* Modules 48" long and over are provided with two half-length Access Panels.

12" Island Structural Modules

Specifications:

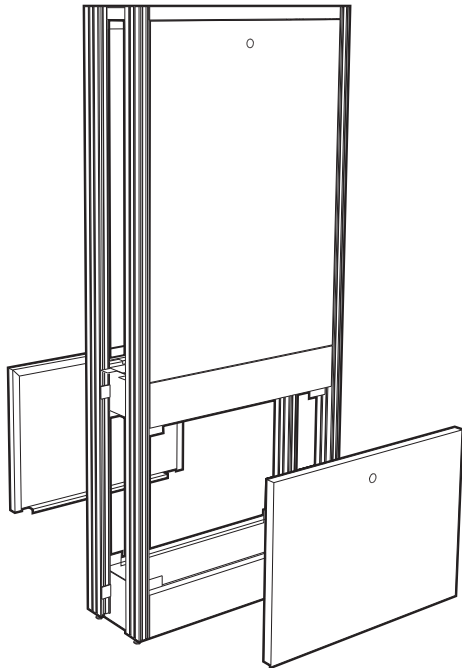
Island Modules with Paneled Upper Carrier are the same as standard Island Modules; except, they are furnished with easy to remove panels to close off the area between the upper carrier uprights. They may be used as a service drop, to hide piping or tubing, or as a room divider.

When ordered with electric cutouts, 24" and 30" long modules have two single-gang electric box cutouts, all other sizes have three.

Each module furnished with floor mounting hardware and hardware for attaching adjacent modules.

Module Ledge is not required.

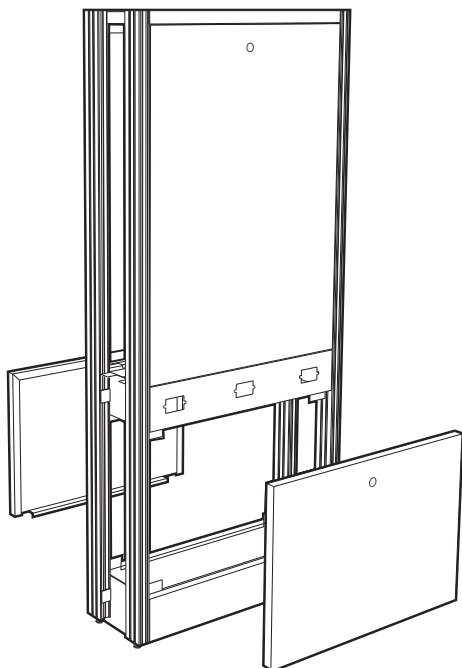
12" Deep Standard Island Module with Paneled Upper Carrier – 84" High



Length	with Lower Access Panels	without Lower Access Panels
24"	F37M3724-00	F37-3724-00
30"	F37M3730-00	F37-3730-00
36"	F37M3736-00	F37-3736-00
42"	F37M3742-00	F37-3742-00
48"	F37M3748-00 *	F37-3748-00 *
54"	F37M3754-00 *	F37-3754-00 *
60"	F37M3760-00 *	F37-3760-00 *
66"	F37M3766-00 *	F37-3766-00 *
72"	F37M3772-00 *	F37-3772-00 *

* Modules 48" long and over are provided with half-length removable panels.

12" Deep Standard Island Module with Electric Cutouts & Paneled Upper Carrier – 84" High



Length	with Lower Access Panels	without Lower Access Panels
24"	F37M3724-E0	F37-3724-E0
30"	F37M3730-E0	F37-3730-E0
36"	F37M3736-E0	F37-3736-E0
42"	F37M3742-E0	F37-3742-E0
48"	F37M3748-E0 *	F37-3748-E0 *
54"	F37M3754-E0 *	F37-3754-E0 *
60"	F37M3760-E0 *	F37-3760-E0 *
66"	F37M3766-E0 *	F37-3766-E0 *
72"	F37M3772-E0 *	F37-3772-E0 *

* Modules 48" long and over are provided with half-length removable panels.

12" Island Structural Modules

Specifications:

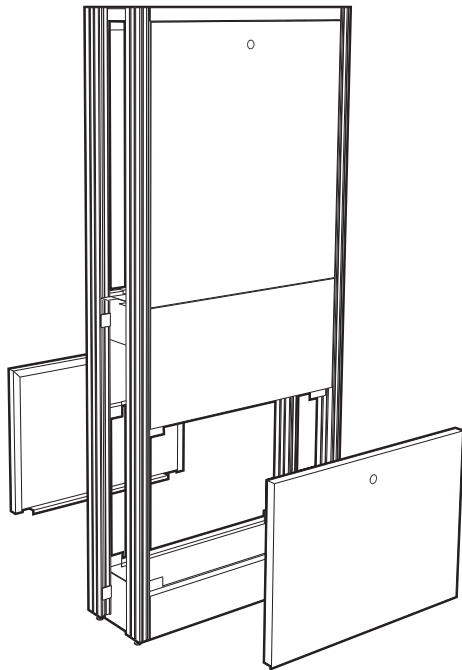
Service Riser Island Modules with Paneled Upper Carrier are the same as standard Service Riser Island Modules; except, they are furnished with easy to remove panels to close off the area between the upper carrier uprights. They may be used as a service drop, to hide piping or tubing, or as a room divider.

When ordered with electric cutouts, 24" and 30" long modules have two single-gang electric box cutouts, all other sizes have three.

Each module furnished with floor mounting hardware and hardware for attaching to adjacent modules.

Module Ledge is not required.

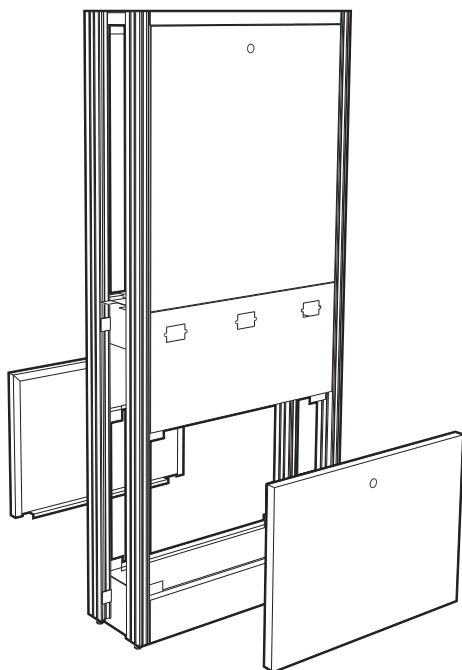
12" Deep Service Riser Island Module with Paneled Upper Carrier – 84" High



Length	with Lower Access Panels	without Lower Access Panels
24"	F37M4724-00	F37-4724-00
30"	F37M4730-00	F37-4730-00
36"	F37M4736-00	F37-4736-00
42"	F37M4742-00	F37-4742-00
48"	F37M4748-00 *	F37-4748-00 *
54"	F37M4754-00 *	F37-4754-00 *
60"	F37M4760-00 *	F37-4760-00 *
66"	F37M4766-00 *	F37-4766-00 *
72"	F37M4772-00 *	F37-4772-00 *

* Modules 48" long and over are provided with half-length removable panels.

12" Deep Service Riser Island Module with Electric Cutouts & Paneled Upper Carrier – 84" High

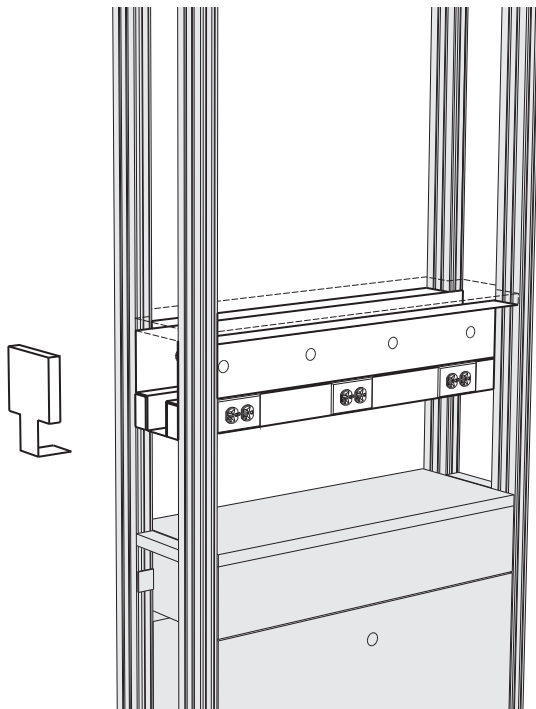


Length	with Lower Access Panels	without Lower Access Panels
24"	F37M4724-E0	F37-4724-E0
30"	F37M4730-E0	F37-4730-E0
36"	F37M4736-E0	F37-4736-E0
42"	F37M4742-E0	F37-4742-E0
48"	F37M4748-E0	F37-4748-E0
54"	F37M4754-E0 *	F37-4754-E0 *
60"	F37M4760-E0 *	F37-4760-E0 *
66"	F37M4766-E0 *	F37-4766-E0 *
72"	F37M4772-E0 *	F37-4772-E0 *

* Modules 48" long and over are provided with half-length removable panels.

Service Tunnels & Wire Raceways

Horizontal Service Tunnel

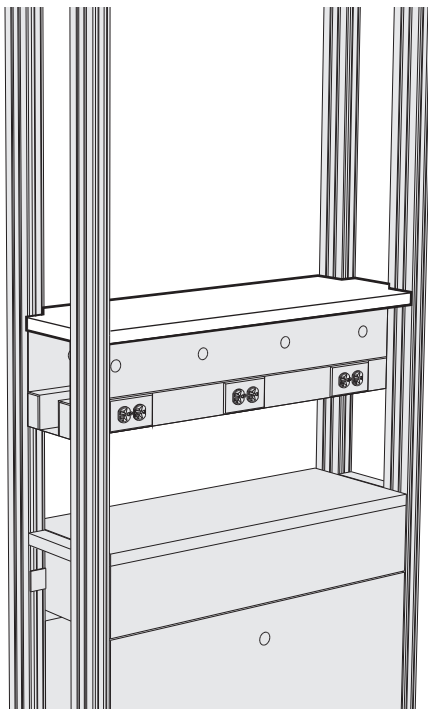


Length	Part Number	Duplex Outlets
24"	F44M0924-00	4
30"	F44M0930-00	4
36"	F44M0936-00	6
42"	F44M0942-00	6
48"	F44M0948-00	6
54"	F44M0954-00	6
60"	F44M0960-00	6
66"	F44M0966-00	6
72"	F44M0972-00	6
End Cap	F44M0901-00	

The Horizontal Service Tunnel combines a 6" deep by 8" high steel enclosure with two G-3000 wire raceways to form a horizontal tunnel that can handle most laboratory service needs. The enclosure allows service fittings to be mounted on either side or on the bottom while providing a 6" x 5" area to run piping. The wire raceways are provided with either two or three 120 volt AC duplex receptacles on each side. The top is designed to be closed with a Module Core Shelf or by adding Service Tunnel Enclosure Panels.

Horizontal Service Tunnels are for use with 12" Island Module Upper Carriers only.

Module Core Shelf for use with Service Tunnels, Manifolds, and Wire Raceways

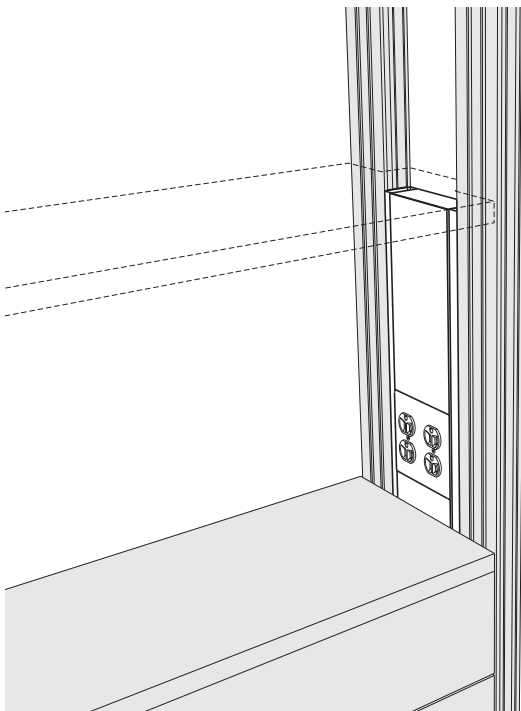


Length	Part Number
24"	F69M1224-00
30"	F69M1230-00
36"	F69M1236-00
42"	F69M1242-00
48"	F69M1248-00
54"	F69M1254-00
60"	F69M1260-00
66"	F69M1266-00
72"	F69M1272-00

The Module Core Shelf may be used to close the top of a Horizontal Service Tunnel or be mounted on top of 18" high Vertical Wire Raceways or Vertical Service Manifolds. They are formed of 16 gauge cold rolled steel and are available in all module lengths.

Vertical Service Distribution

Vertical Wire Raceway



Height	Part Number	Duplex Outlets
18"	F43M0618-00	2
38"	F43M0638-00	4
48"	F43M0648-00	4

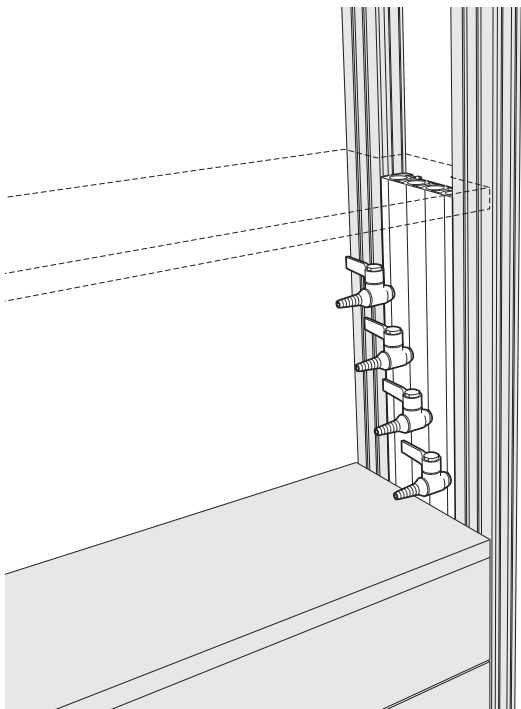
The Vertical Wire Raceway uses a G-4000 wire raceway to form an assembly that snaps into place between the uprights of Island Upper Carriers. The raceway is furnished with 120 volt AC duplex receptacles and is designed to connect to power from below.

Vertical Wire Raceways are available in three heights, 18" for use below a Module Core Shelf (as shown), 48" to run full height on a standard Upper Carrier and 38" for use with a Service Riser Upper Carrier.

The raceway may be divided to form two separate compartments to allow running power and communications cabling in the same assembly.

Vertical Wire Raceways are for use with 12" Island Module Upper Carriers only.

Vertical Service Manifold



Height	Part Number	Service Outlets
18"	F77M0618-04	4

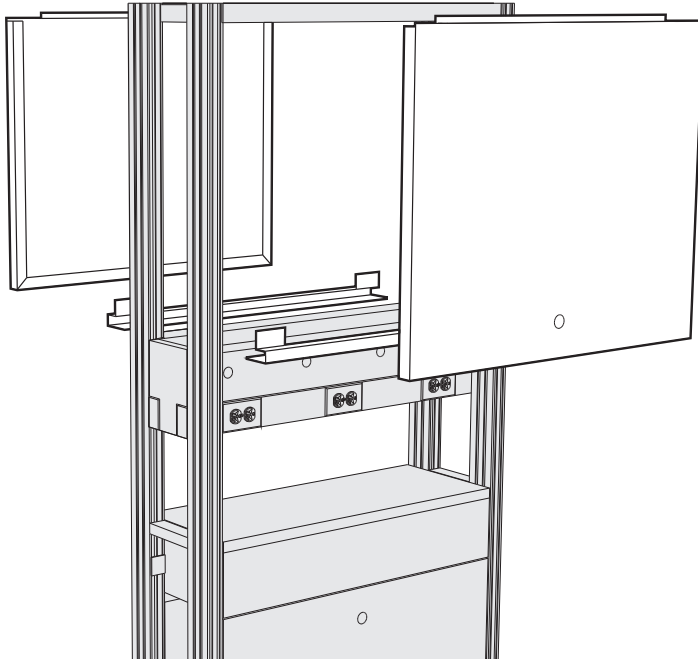
The Vertical Service Manifold is a one piece extruded aluminum assembly, designed to carry up to four separate services, that slides into place between the uprights of 12" Island Upper Carriers. It is furnished complete with four Laboratory Ball Valves. Services may be piped from either above or below. (Specify services required)

Vertical Service Manifolds are available in other lengths and configurations. Contact your Kewaunee sales representative for further information.

The Vertical Service Manifold is designed for use with 12" Island Module Upper Carriers only.

Enclosure Panels

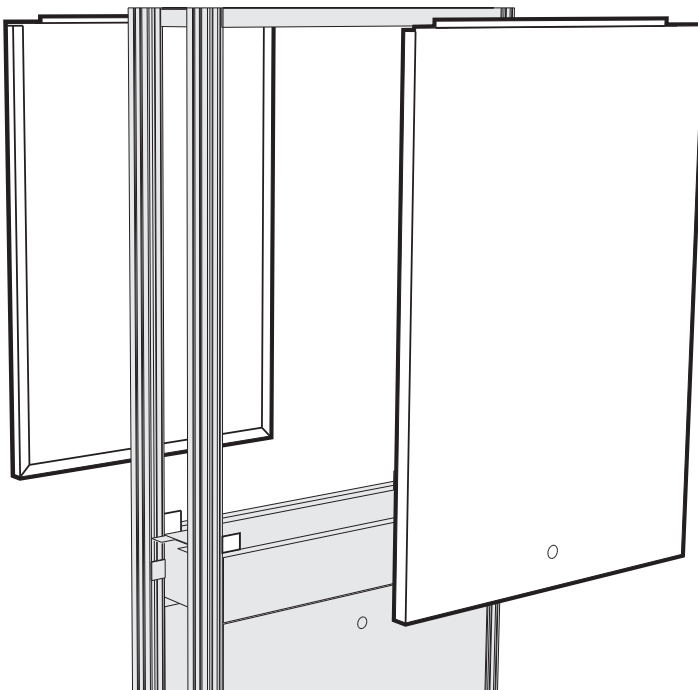
Upper Carrier Service Tunnel Enclosure Panels



Length	Part Number
24"	F78M3024-00
30"	F78M3030-00
36"	F78M3036-00
42"	F78M3042-00
48"	F78M3048-00
54"	F78M3054-00
60"	F78M3060-00
66"	F78M3066-00
72"	F78M3072-00

Service Tunnel Panels enclose sides of the Upper Carrier above a Horizontal Service Tunnel to hide piping and wiring. Panels are fabricated of cold rolled steel. All necessary hardware is included.

Upper Carrier Enclosure Panels

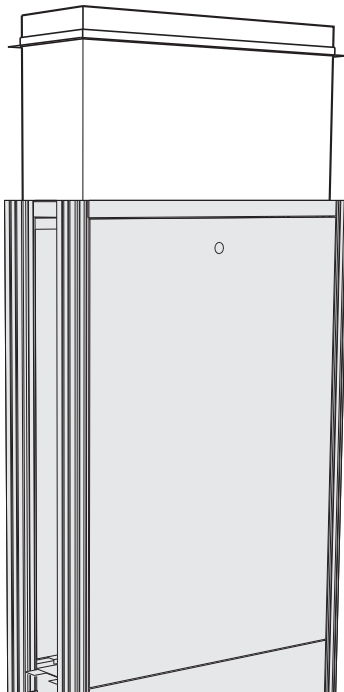


Length	Standard	Service Riser
24"	F79M4824-00	F79M3824-00
30"	F79M4830-00	F79M3830-00
36"	F79M4836-00	F79M3836-00
42"	F79M4842-00	F79M3842-00
48"	F79M4848-00	F79M3848-00
54"	F79M4854-00	F79M3854-00
60"	F79M4860-00	F79M3860-00
66"	F79M4866-00	F79M3866-00
72"	F79M4872-00	F79M3872-00

Upper Carrier Enclosure Panels may be used to convert an open Upper Carrier to Paneled Upper Carrier. Panels are fabricated of cold rolled steel. All necessary hardware is included.

Service Drop

Service Drop Enclosure



Height	Length	12" Island	6" Island	9" Wall Module
24"	24"	F45M2424-00	F75M2424-00	F46M2424-00
24"	30"	F45M2430-00	F75M2430-00	F46M2430-00
24"	36"	F45M2436-00	F75M2436-00	F46M2436-00
24"	42"	F45M2442-00	F75M2442-00	F46M2442-00
24"	48"	F45M2448-00	F75M2448-00	F46M2448-00
36"	24"	F45M3624-00	F75M3624-00	F46M3624-00
36"	30"	F45M3630-00	F75M3630-00	F46M3630-00
36"	36"	F45M3636-00	F75M3636-00	F46M3636-00
36"	42"	F45M3642-00	F75M3642-00	F46M3642-00
36"	48"	F45M3648-00	F75M3648-00	F46M3648-00
48"	24"	F45M4824-00	F75M4824-00	F46M4824-00
48"	30"	F45M4830-00	F75M4830-00	F46M4830-00
48"	36"	F45M4836-00	F75M4836-00	F46M4836-00
48"	42"	F45M4842-00	F75M4842-00	F46M4842-00
48"	48"	F45M4848-00	F75M4848-00	F46M4848-00

Designed to fit inside the top frame on the Module Upper Carrier and hide piping, conduit and wiring routed from the ceiling. Fabricated of cold rolled steel panels. Furnished complete with angles for ceiling attachment.

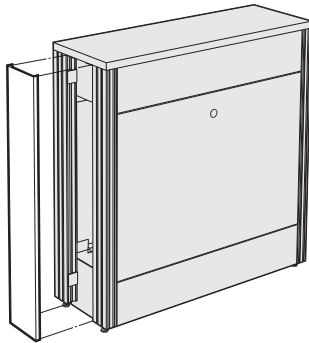
12" Island Structural Module Fillers

Specifications:

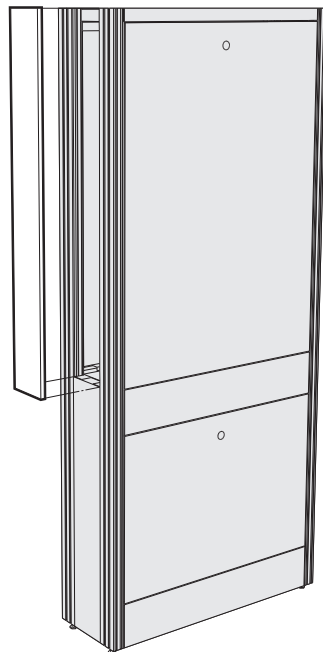
Island Module End Fillers are designed to close off the end of Island Modules to offer a more finished appearance. They are available in a variety of sizes that may be combined to cover the entire end of the assembly or just a portion.

Island Module End Fillers are provided with all required installation hardware.

12" Deep Island Module End Fillers



Height	Lower Filler
35"	F00M1236-00
45"	F00M1246-00



Height	Upper Filler
24"	F00M1224-00
30"	F00M1230-00
38"	F00M1238-00
48"	F00M1248-00