


Mobile Base Cabinets

Features:**Steel Base Cabinets**

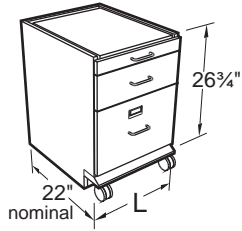
- Furnished with finished ends and back.
- Cabinet tops available in either, Kemresin, Phenolic Resin, High Pressure Laminate or Steel.
- Furnished with two concealed, fixed casters at rear, and two swivel, locking casters at front.
- Furnished with interlocking drawer system and counterbalanced weights in drawer cabinets.
- Available in all steel cabinet styles, in both inset and full overlay.

Wood Base Cabinets

- Furnished with finished veneer top, end panels, and back. End panels banded and finished, front, back and top.
- Optional 1" thick cabinet tops available. (recommended for wood cabinets with pullboards)
- Furnished with two concealed, fixed casters at rear, and two swivel, locking casters at front.
- Furnished with interlocking drawer system and counterbalanced weights in drawer cabinets.
- Available in all three wood cabinet styles in either Oak or Maple veneer.



Wood Sitting Height Mobile Cabinets



Specifications:

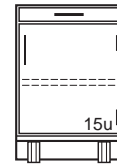
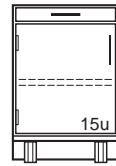
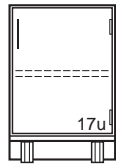
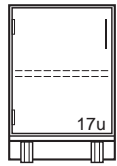
These Mobile Cabinets are 26³/₄" high and a nominal 22" deep. Lengths as shown. They are designed to fit under 31" high Alpha Worksurfaces.

Cupboards have one adjustable shelf.

Note: Last four digits of part number designates door and drawer head style, hinge, hardwood species, and pull selection. See page 95 for full explanation. Actual product may vary slightly from catalog illustration due to style and hardware selection.

Cupboard Cabinets

Cupboard Cabinets with Pullboards



M10W272215L _____ 15"L
M10W272218L _____ 18"L
M10W272221L _____ 21"L
M10W272224L _____ 24"L

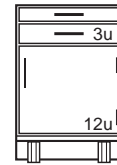
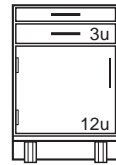
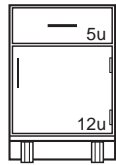
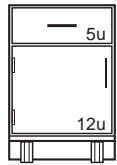
M10W272215- _____ 15"L
M10W272218- _____ 18"L
M10W272221- _____ 21"L
M10W272224- _____ 24"L

M15W272215L _____ 15"L
M15W272218L _____ 18"L
M15W272221L _____ 21"L
M15W272224L _____ 24"L

M15W272215- _____ 15"L
M15W272218- _____ 18"L
M15W272221- _____ 21"L
M15W272224- _____ 24"L

Drawer/Cupboard Cabinets

Drawer/Cupboard Cabinets with Pullboards



M20W272215L _____ 15"L
M20W272218L _____ 18"L
M20W272221L _____ 21"L
M20W272224L _____ 24"L

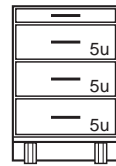
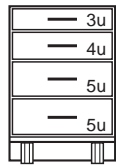
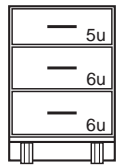
M20W272215- _____ 15"L
M20W272218- _____ 18"L
M20W272221- _____ 21"L
M20W272224- _____ 24"L

M25W272215L _____ 15"L
M25W272218L _____ 18"L
M25W272221L _____ 21"L
M25W272224L _____ 24"L

M25W272215- _____ 15"L
M25W272218- _____ 18"L
M25W272221- _____ 21"L
M25W272224- _____ 24"L

Drawer Cabinets

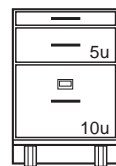
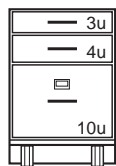
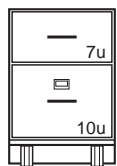
Drawer Cabinets with Pullboards



M30W272215- _____ 15"L
M30W272218- _____ 18"L
M30W272221- _____ 21"L
M30W272224- _____ 24"L

M40W272215- _____ 15"L
M40W272218- _____ 18"L
M40W272221- _____ 21"L
M40W272224- _____ 24"L

M35W272215- _____ 15"L
M35W272218- _____ 18"L
M35W272221- _____ 21"L
M35W272224- _____ 24"L

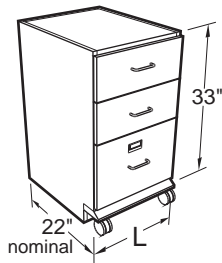


M60W272215- _____ 15"L
M60W272218- _____ 18"L
M60W272221- _____ 21"L
M60W272224- _____ 24"L

M62W272215- _____ 15"L
M62W272218- _____ 18"L
M62W272221- _____ 21"L
M62W272224- _____ 24"L

M65W272215- _____ 15"L
M65W272218- _____ 18"L
M65W272221- _____ 21"L
M65W272224- _____ 24"L

Wood Standing Height Mobile Cabinets



Specifications:

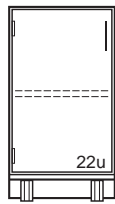
These Mobile Cabinets are 33" high and a nominal 22" deep. Lengths as shown. They are designed to fit under 37" high Alpha Worksurfaces.

Cupboards have one adjustable shelf.

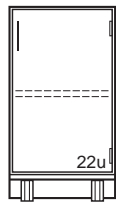
Note: Last four digits of part number designates door and drawer head style, hinge, hardwood species, and pull selection. See page 95 for full explanation. Actual product may vary slightly from catalog illustration due to style and hardware selection.

Cupboard Cabinets

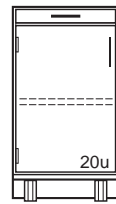
Cupboard Cabinets with Pullboards



- M10W332215L _____ 15"L
- M10W332218L _____ 18"L
- M10W332221L _____ 21"L
- M10W332224L _____ 24"L



- M10W332215- _____ 15"L
- M10W332218- _____ 18"L
- M10W332221- _____ 21"L
- M10W332224- _____ 24"L



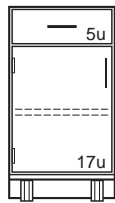
- M15W332215L _____ 15"L
- M15W332218L _____ 18"L
- M15W332221L _____ 21"L
- M15W332224L _____ 24"L



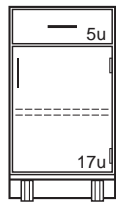
- M15W332215- _____ 15"L
- M15W332218- _____ 18"L
- M15W332221- _____ 21"L
- M15W332224- _____ 24"L

Drawer/Cupboard Cabinets

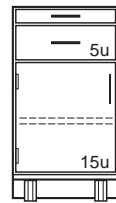
Drawer/Cupboard Cabinets with Pullboards



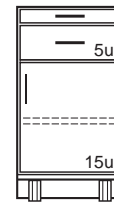
- M20W332215L _____ 15"L
- M20W332218L _____ 18"L
- M20W332221L _____ 21"L
- M20W332224L _____ 24"L



- M20W332215- _____ 15"L
- M20W332218- _____ 18"L
- M20W332221- _____ 21"L
- M20W332224- _____ 24"L



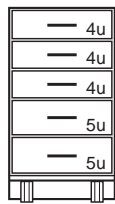
- M25W332215L _____ 15"L
- M25W332218L _____ 18"L
- M25W332221L _____ 21"L
- M25W332224L _____ 24"L



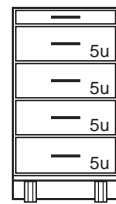
- M25W332215- _____ 15"L
- M25W332218- _____ 18"L
- M25W332221- _____ 21"L
- M25W332224- _____ 24"L

Drawer Cabinets

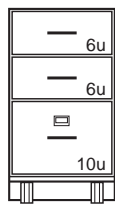
Drawer Cabinets with Pullboards



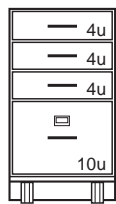
- M50W332215- _____ 15"L
- M50W332218- _____ 18"L
- M50W332221- _____ 21"L
- M50W332224- _____ 24"L



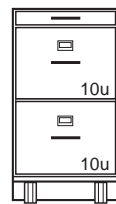
- M45W332215- _____ 15"L
- M45W332218- _____ 18"L
- M45W332221- _____ 21"L
- M45W332224- _____ 24"L



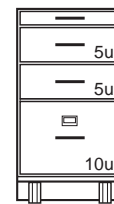
- M62W332215- _____ 15"L
- M62W332218- _____ 18"L
- M62W332221- _____ 21"L
- M62W332224- _____ 24"L



- M63W332215- _____ 15"L
- M63W332218- _____ 18"L
- M63W332221- _____ 21"L
- M63W332224- _____ 24"L

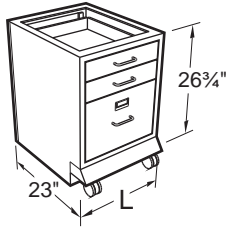


- M75W332215- _____ 15"L
- M75W332218- _____ 18"L
- M75W332221- _____ 21"L
- M75W332224- _____ 24"L



- M67W332215- _____ 15"L
- M67W332218- _____ 18"L
- M67W332221- _____ 21"L
- M67W332224- _____ 24"L

Steel Sitting Height Mobile Cabinets



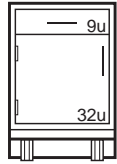
Specifications:

These Mobile Cabinets are 26 $\frac{3}{4}$ " high and a nominal 23" deep. Lengths as shown. They are designed to fit under 31" high Alpha Worksurfaces.

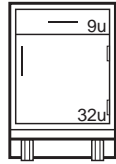
Cupboards have one adjustable shelf.

Note: Last four digits of part number designates door and drawer head style, hinge, hardwood species, and pull selection. See page 95 for full explanation. Actual product may vary slightly from catalog illustration due to style and hardware selection.

Drawer/Cupboard Cabinets



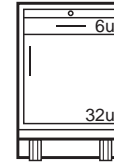
M20M272215L _____ 15"L
M20M272218L _____ 18"L
M20M272221L _____ 21"L
M20M272224L _____ 24"L



M20M272215- _____ 15"L
M20M272218- _____ 18"L
M20M272221- _____ 21"L
M20M272224- _____ 24"L

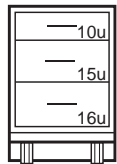


M25M272215L _____ 15"L
M25M272218L _____ 18"L
M25M272221L _____ 21"L
M25M272224L _____ 24"L

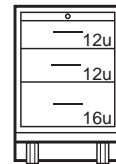


M25M272215- _____ 15"L
M25M272218- _____ 18"L
M25M272221- _____ 21"L
M25M272224- _____ 24"L

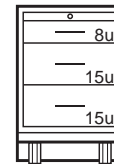
Drawer Cabinets




M30M272215- _____ 15"L
M30M272218- _____ 18"L
M30M272221- _____ 21"L
M30M272224- _____ 24"L



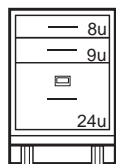
M35M272215- _____ 15"L
M35M272218- _____ 18"L
M35M272221- _____ 21"L
M35M272224- _____ 24"L



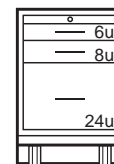
M36M272215- _____ 15"L
M36M272218- _____ 18"L
M36M272221- _____ 21"L
M36M272224- _____ 24"L



M45M272215- _____ 15"L
M45M272218- _____ 18"L
M45M272221- _____ 21"L
M45M272224- _____ 24"L

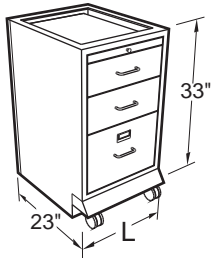


M62M272215- _____ 15"L
M62M272218- _____ 18"L
M62M272221- _____ 21"L
M62M272224- _____ 24"L



M67M272215- _____ 15"L
M67M272218- _____ 18"L
M67M272221- _____ 21"L
M67M272224- _____ 24"L

Steel Standing Height Mobile Cabinets



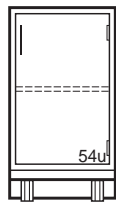
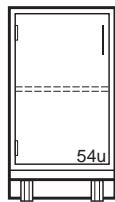
Specifications:

These Mobile Cabinets are 33" high and a nominal 23" deep. Lengths as shown. They are designed to fit under 37" high Alpha Worksurfaces.

Cupboards have one adjustable shelf.

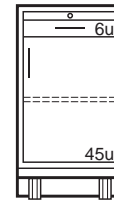
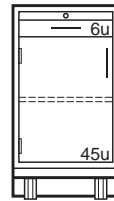
Note: Last four digits of part number designates door and drawer head style, hinge, hardwood species, and pull selection. See page 95 for full explanation. Actual product may vary slightly from catalog illustration due to style and hardware selection.

Cupboard Cabinets



M10M332215L	15"L	M10M332215-	15"L
M10M332218L	18"L	M10M332218-	18"L
M10M332221L	21"L	M10M332221-	21"L
M10M332224L	24"L	M10M332224-	24"L

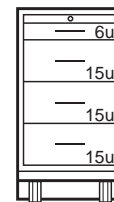
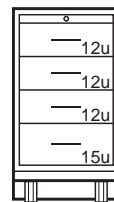
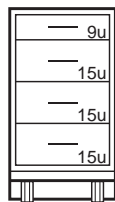
Drawer/Cupboard Cabinets with Pullboards



M25M332215L	15"L	M25M332215-	15"L
M25M332218L	18"L	M25M332218-	18"L
M25M332221L	21"L	M25M332221-	21"L
M25M332224L	24"L	M25M332224-	24"L

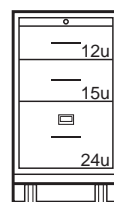
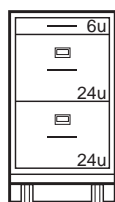
Drawer Cabinets

Drawer Cabinets with Pullboards



M40M332215-	15"L
M40M332218-	18"L
M40M332221-	21"L
M40M332224-	24"L

M45M332215-	15"L	M46M332215-	15"L
M45M332218-	18"L	M46M332218-	18"L
M45M332221-	21"L	M46M332221-	21"L
M45M332224-	24"L	M46M332224-	24"L



M71M332215-	15"L
M71M332218-	18"L
M71M332221-	21"L
M71M332224-	24"L

M67M332215-	15"L
M67M332218-	18"L
M67M332221-	21"L
M67M332224-	24"L

Mobile Cabinet Tops


Specifications:

Mobile Cabinet Tops are available in modular sizes to match the length of the Mobile Steel Base Cabinets.

1" Thick Tops are available in two depths, 22" or 23" and may be used on either Wood or Steel Mobile Cabinets.

Front edges are treated as shown on page 69. All other edges are finished square.

1" Thick — Mobile Cabinet Top with Flush Front




for Wood Mobile Cabinets *top 22" deep*

Length	Black Kemresin®	Phenolic Resin	High Pressure Laminate
15"	F94R2215-00	F94T2215-00	F94P2215-00
18"	F94R2218-00	F94T2218-00	F94P2218-00
21"	F94R2221-00	F94T2221-00	F94P2221-00
24"	F94R2224-00	F94T2224-00	F94P2224-00

for Steel Mobile Cabinets *top 23" deep*

Length	Black Kemresin®	Phenolic Resin	High Pressure Laminate
15"	F94R2315-00	F94T2315-00	F94P2315-00
18"	F94R2318-00	F94T2318-00	F94P2318-00
21"	F94R2321-00	F94T2321-00	F94P2321-00
24"	F94R2324-00	F94T2324-00	F94P2324-00

1" Thick — Mobile Cabinet Top with 1" Front Overhang



for Wood Mobile Cabinets *top 23" deep*

Length	Black Kemresin®	Phenolic Resin	High Pressure Laminate
15"	F94R2315-00	F94T2315-00	F94P2315-00
18"	F94R2318-00	F94T2318-00	F94P2318-00
21"	F94R2321-00	F94T2321-00	F94P2321-00
24"	F94R2324-00	F94T2324-00	F94P2324-00

for Steel Mobile Cabinets *top 24" deep*

Length	Black Kemresin®	Phenolic Resin	High Pressure Laminate
15"	F94R2415-00	F94T2415-00	F94P2415-00
18"	F94R2418-00	F94T2418-00	F94P2418-00
21"	F94R2421-00	F94T2421-00	F94P2421-00
24"	F94R2424-00	F94T2424-00	F94P2424-00

Mobile Cabinet Tops & Accessories


Specifications:

Steel Mobile Cabinet Tops are fabricated from 18 gauge steel and finished to match the cabinet. They are designed for Steel Mobile Cabinets only and add less than 1/4" to the overall height of the cabinet.

Mobile Cabinet Grabbar allows easier movement and relocation of mobile cabinets. Fabricated from stainless steel, they may be used on either Steel or Wood Mobile Cabinets, with or without Tops.

Bars must be attached in field with supplied screws and/or bolts.


Steel — Mobile Cabinet Top



for Steel Mobile Cabinets only *top 23⁷/₈" deep*

Length	Painted Steel
15"	F94M2415-00
18"	F94M2418-00
21"	F94M2421-00
24"	F94M2424-00

Mobile Cabinet Grabbar



Length	Stainless Steel
15"	F73M0015-00
18"	F73M0018-00
21"	F73M0021-00
24"	F73M0024-00

