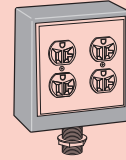
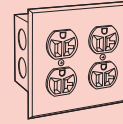
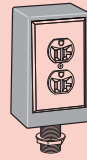
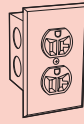


Laboratory Electrical Fixtures

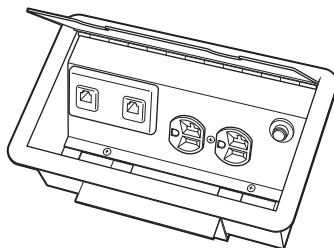
Electrical Receptacles and Switches

All surface mount fixtures furnished complete with device, stainless steel face plate and electrical box. Pedestals are furnished with device, wrinkled black epoxy powder coated pedestal box, stainless steel face plate, tank nipple and locknut. All devices and boxes are UL listed.



Type 2 and Type 3 pedestal boxes furnished with 3/4" IPS tank nipple, Type 7 and Type 8 pedestal boxes furnished with 1" IPS tank nipple.		Flush mount single gang box	Single Wide Pedestal Type 2 – Single Faced Type 3 – Double Faced		Flush mount double gang box	Double Wide Pedestal Type 7 – Single Faced Type 8 – Double Faced	
Electrical Device	Color	Type 1	Type 2	Type 3	Type 6	Type 7	Type 8
120 Volt AC, 20 amp, specification grade, 3-wire polarized grounding duplex receptacle.	 Black Ivory	0581-1K 0581-1V	W-0581-2K W-0581-2V	W-0581-3K W-0581-3V	0581-6K 0581-6V	W-0581-7K W-0581-7V	W-0581-8K W-0581-8V
Isolated ground 120 Volt AC, 15 amp, duplex receptacle.	 Orange	0581-1G	W-0581-2G	W-0581-3G	0581-6G	W-0581-7G	W-0581-8G
240 Volt AC, 20 amp, specification grade, 3-wire polarized grounding receptacle.	 Black Ivory	0582-1K 0582-1V	W-0582-2K W-0582-2V	W-0582-3K W-0582-3V	0582-6K 0582-6V	W-0582-7K W-0582-7V	W-0582-8K W-0582-8V
Ground Fault Protected, 120 Volt AC, 20 amp, specification grade, duplex receptacle.	 Black Ivory	0656-1K 0656-1V	W-0656-2K W-0656-2V	W-0656-3K W-0656-3V			
Ground Fault Protected, 120 Volt AC, 20 amp, duplex receptacle and 3-wire polarized grounding receptacle.	 Black Ivory				0657-6K 0657-6V	W-0657-7K W-0657-7V	W-0657-8K W-0657-8V
Single pole, 120/240 Volt AC, 20 amp toggle switch.	 Black Ivory	0655-1K 0655-1V	W-0655-2K W-0655-2V	W-0655-3K W-0655-3V			

Recessed Power and Data Outlet Box



X-020013

Recessed Power and Data Outlet Box features a self-closing spring loaded lid with cord cutouts for dirt and spill protection. Each box is furnished with a 120VAC duplex receptacle with 15 amp circuit breaker and six foot 14/3 power cord, two communication ports; one RJ-11 and one RJ-45, and a single 120VAC receptacle on the bottom to allow the boxes to be "daisy chained."

Box is fabricated of 16 gauge steel with a matt black sand finish. Overall size 9¹/₈" x 5⁵/₈" x 2⁷/₈". May be easily mounted in any worksurface from 7⁷/₈" to 2" thick. Requires 8¹/₄" x 4⁵/₈" cutout. Unit is UL list.