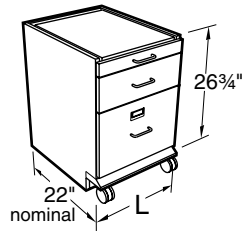


# Wood Sitting Height Mobile Cabinets



## Specifications:

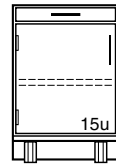
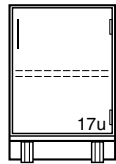
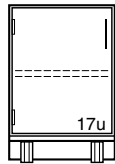
These Mobile Cabinets are 26<sup>3</sup>/<sub>4</sub>" high and a nominal 22" deep. Lengths as shown. They are designed to fit under 30" high Worksurface Frames.

Cupboards have one adjustable shelf.

**Note:** Last four digits of part number designates door and drawer head style, hinge, hardwood species, and pull selection. See page 24 for full explanation. Actual product may vary slightly from catalog illustration due to style and hardware selection.

### Cupboard Cabinets

### Cupboard Cabinets with Pullboards



M10W272215L \_\_\_\_\_ 15"L  
M10W272218L \_\_\_\_\_ 18"L  
M10W272221L \_\_\_\_\_ 21"L  
M10W272224L \_\_\_\_\_ 24"L

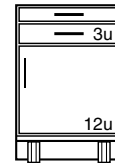
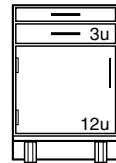
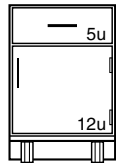
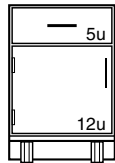
M10W272215- \_\_\_\_\_ 15"L  
M10W272218- \_\_\_\_\_ 18"L  
M10W272221- \_\_\_\_\_ 21"L  
M10W272224- \_\_\_\_\_ 24"L

M15W272215L \_\_\_\_\_ 15"L  
M15W272218L \_\_\_\_\_ 18"L  
M15W272221L \_\_\_\_\_ 21"L  
M15W272224L \_\_\_\_\_ 24"L

M15W272215- \_\_\_\_\_ 15"L  
M15W272218- \_\_\_\_\_ 18"L  
M15W272221- \_\_\_\_\_ 21"L  
M15W272224- \_\_\_\_\_ 24"L

### Drawer/Cupboard Cabinets

### Drawer/Cupboard Cabinets with Pullboards



M20W272215L \_\_\_\_\_ 15"L  
M20W272218L \_\_\_\_\_ 18"L  
M20W272221L \_\_\_\_\_ 21"L  
M20W272224L \_\_\_\_\_ 24"L

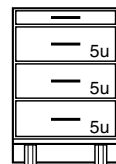
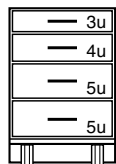
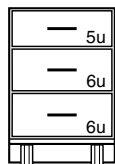
M20W272215- \_\_\_\_\_ 15"L  
M20W272218- \_\_\_\_\_ 18"L  
M20W272221- \_\_\_\_\_ 21"L  
M20W272224- \_\_\_\_\_ 24"L

M25W272215L \_\_\_\_\_ 15"L  
M25W272218L \_\_\_\_\_ 18"L  
M25W272221L \_\_\_\_\_ 21"L  
M25W272224L \_\_\_\_\_ 24"L

M25W272215- \_\_\_\_\_ 15"L  
M25W272218- \_\_\_\_\_ 18"L  
M25W272221- \_\_\_\_\_ 21"L  
M25W272224- \_\_\_\_\_ 24"L

### Drawer Cabinets

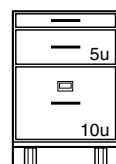
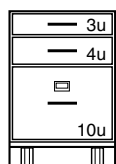
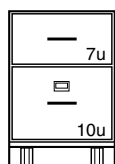
### Drawer Cabinets with Pullboards



M30W272215- \_\_\_\_\_ 15"L  
M30W272218- \_\_\_\_\_ 18"L  
M30W272221- \_\_\_\_\_ 21"L  
M30W272224- \_\_\_\_\_ 24"L

M40W272215- \_\_\_\_\_ 15"L  
M40W272218- \_\_\_\_\_ 18"L  
M40W272221- \_\_\_\_\_ 21"L  
M40W272224- \_\_\_\_\_ 24"L

M35W272215- \_\_\_\_\_ 15"L  
M35W272218- \_\_\_\_\_ 18"L  
M35W272221- \_\_\_\_\_ 21"L  
M35W272224- \_\_\_\_\_ 24"L

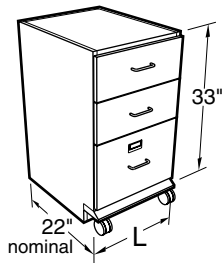


M60W272215- \_\_\_\_\_ 15"L  
M60W272218- \_\_\_\_\_ 18"L  
M60W272221- \_\_\_\_\_ 21"L  
M60W272224- \_\_\_\_\_ 24"L

M62W272215- \_\_\_\_\_ 15"L  
M62W272218- \_\_\_\_\_ 18"L  
M62W272221- \_\_\_\_\_ 21"L  
M62W272224- \_\_\_\_\_ 24"L

M65W272215- \_\_\_\_\_ 15"L  
M65W272218- \_\_\_\_\_ 18"L  
M65W272221- \_\_\_\_\_ 21"L  
M65W272224- \_\_\_\_\_ 24"L

# Wood Standing Height Mobile Cabinets



## Specifications:

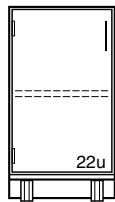
These Mobile Cabinets are 33" high and a nominal 22" deep. Lengths as shown. They are designed to fit under 36" high Worksurface Frames.

Cupboards have one adjustable shelf.

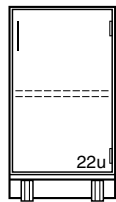
**Note:** Last four digits of part number designates door and drawer head style, hinge, hardwood species, and pull selection. See page 24 for full explanation. Actual product may vary slightly from catalog illustration due to style and hardware selection.

### Cupboard Cabinets

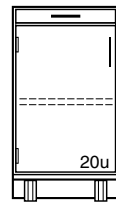
### Cupboard Cabinets with Pullboards



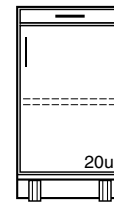
- M10W332215L \_\_\_\_\_ 15"L
- M10W332218L \_\_\_\_\_ 18"L
- M10W332221L \_\_\_\_\_ 21"L
- M10W332224L \_\_\_\_\_ 24"L



- M10W332215- \_\_\_\_\_ 15"L
- M10W332218- \_\_\_\_\_ 18"L
- M10W332221- \_\_\_\_\_ 21"L
- M10W332224- \_\_\_\_\_ 24"L



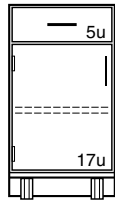
- M15W332215L \_\_\_\_\_ 15"L
- M15W332218L \_\_\_\_\_ 18"L
- M15W332221L \_\_\_\_\_ 21"L
- M15W332224L \_\_\_\_\_ 24"L



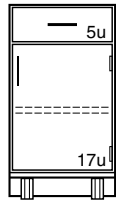
- M15W332215- \_\_\_\_\_ 15"L
- M15W332218- \_\_\_\_\_ 18"L
- M15W332221- \_\_\_\_\_ 21"L
- M15W332224- \_\_\_\_\_ 24"L

### Drawer/Cupboard Cabinets

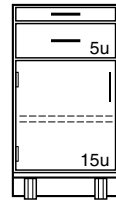
### Drawer/Cupboard Cabinets with Pullboards



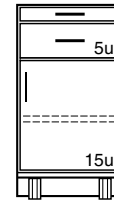
- M20W332215L \_\_\_\_\_ 15"L
- M20W332218L \_\_\_\_\_ 18"L
- M20W332221L \_\_\_\_\_ 21"L
- M20W332224L \_\_\_\_\_ 24"L



- M20W332215- \_\_\_\_\_ 15"L
- M20W332218- \_\_\_\_\_ 18"L
- M20W332221- \_\_\_\_\_ 21"L
- M20W332224- \_\_\_\_\_ 24"L



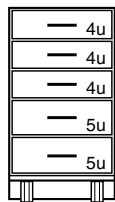
- M25W332215L \_\_\_\_\_ 15"L
- M25W332218L \_\_\_\_\_ 18"L
- M25W332221L \_\_\_\_\_ 21"L
- M25W332224L \_\_\_\_\_ 24"L



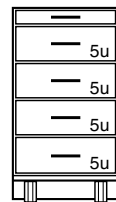
- M25W332215- \_\_\_\_\_ 15"L
- M25W332218- \_\_\_\_\_ 18"L
- M25W332221- \_\_\_\_\_ 21"L
- M25W332224- \_\_\_\_\_ 24"L

### Drawer Cabinets

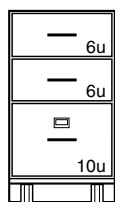
### Drawer Cabinets with Pullboards



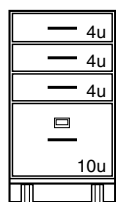
- M50W332215- \_\_\_\_\_ 15"L
- M50W332218- \_\_\_\_\_ 18"L
- M50W332221- \_\_\_\_\_ 21"L
- M50W332224- \_\_\_\_\_ 24"L



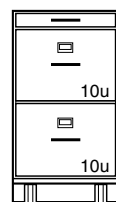
- M45W332215- \_\_\_\_\_ 15"L
- M45W332218- \_\_\_\_\_ 18"L
- M45W332221- \_\_\_\_\_ 21"L
- M45W332224- \_\_\_\_\_ 24"L



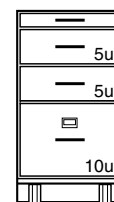
- M62W332215- \_\_\_\_\_ 15"L
- M62W332218- \_\_\_\_\_ 18"L
- M62W332221- \_\_\_\_\_ 21"L
- M62W332224- \_\_\_\_\_ 24"L



- M63W332215- \_\_\_\_\_ 15"L
- M63W332218- \_\_\_\_\_ 18"L
- M63W332221- \_\_\_\_\_ 21"L
- M63W332224- \_\_\_\_\_ 24"L

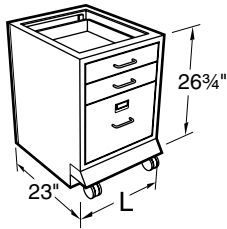


- M75W332215- \_\_\_\_\_ 15"L
- M75W332218- \_\_\_\_\_ 18"L
- M75W332221- \_\_\_\_\_ 21"L
- M75W332224- \_\_\_\_\_ 24"L



- M67W332215- \_\_\_\_\_ 15"L
- M67W332218- \_\_\_\_\_ 18"L
- M67W332221- \_\_\_\_\_ 21"L
- M67W332224- \_\_\_\_\_ 24"L

# Steel Sitting Height Mobile Cabinets



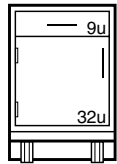
## Specifications:

These Mobile Cabinets are 26<sup>3</sup>/<sub>4</sub>" high and a nominal 23" deep. Lengths as shown. They are designed to fit under 30" high Worksurface Frames.

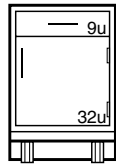
Cupboards have one adjustable shelf.

**Note:** Last four digits of part number designates door and drawer head style, hinge, hardwood species, and pull selection. See page 24 for full explanation. Actual product may vary slightly from catalog illustration due to style and hardware selection.

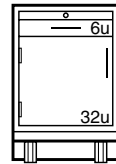
### Drawer/Cupboard Cabinets



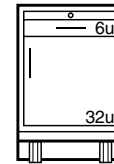
M20M272215L \_\_\_\_\_ 15"L  
M20M272218L \_\_\_\_\_ 18"L  
M20M272221L \_\_\_\_\_ 21"L  
M20M272224L \_\_\_\_\_ 24"L



M20M272215- \_\_\_\_\_ 15"L  
M20M272218- \_\_\_\_\_ 18"L  
M20M272221- \_\_\_\_\_ 21"L  
M20M272224- \_\_\_\_\_ 24"L

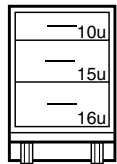


M25M272215L \_\_\_\_\_ 15"L  
M25M272218L \_\_\_\_\_ 18"L  
M25M272221L \_\_\_\_\_ 21"L  
M25M272224L \_\_\_\_\_ 24"L

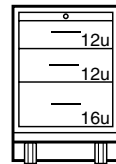


M25M272215- \_\_\_\_\_ 15"L  
M25M272218- \_\_\_\_\_ 18"L  
M25M272221- \_\_\_\_\_ 21"L  
M25M272224- \_\_\_\_\_ 24"L

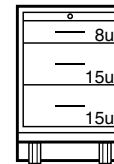
### Drawer Cabinets




M30M272215- \_\_\_\_\_ 15"L  
M30M272218- \_\_\_\_\_ 18"L  
M30M272221- \_\_\_\_\_ 21"L  
M30M272224- \_\_\_\_\_ 24"L



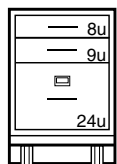
M35M272215- \_\_\_\_\_ 15"L  
M35M272218- \_\_\_\_\_ 18"L  
M35M272221- \_\_\_\_\_ 21"L  
M35M272224- \_\_\_\_\_ 24"L



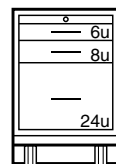
M36M272215- \_\_\_\_\_ 15"L  
M36M272218- \_\_\_\_\_ 18"L  
M36M272221- \_\_\_\_\_ 21"L  
M36M272224- \_\_\_\_\_ 24"L



M45M272215- \_\_\_\_\_ 15"L  
M45M272218- \_\_\_\_\_ 18"L  
M45M272221- \_\_\_\_\_ 21"L  
M45M272224- \_\_\_\_\_ 24"L

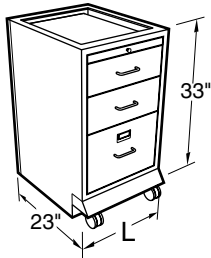


M62M272215- \_\_\_\_\_ 15"L  
M62M272218- \_\_\_\_\_ 18"L  
M62M272221- \_\_\_\_\_ 21"L  
M62M272224- \_\_\_\_\_ 24"L



M67M272215- \_\_\_\_\_ 15"L  
M67M272218- \_\_\_\_\_ 18"L  
M67M272221- \_\_\_\_\_ 21"L  
M67M272224- \_\_\_\_\_ 24"L

# Steel Standing Height Mobile Cabinets



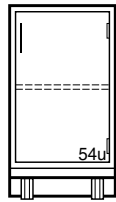
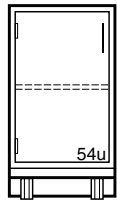
## Specifications:

These Mobile Cabinets are 33" high and a nominal 23" deep. Lengths as shown. They are designed to fit under 30" high Worksurface Frames.

Cupboards have one adjustable shelf.

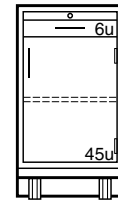
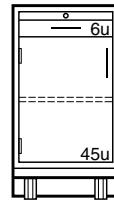
**Note:** Last four digits of part number designates door and drawer head style, hinge, hardwood species, and pull selection. See page 24 for full explanation. Actual product may vary slightly from catalog illustration due to style and hardware selection.

## Cupboard Cabinets



M10M332215L	15"L	M10M332215-	15"L
M10M332218L	18"L	M10M332218-	18"L
M10M332221L	21"L	M10M332221-	21"L
M10M332224L	24"L	M10M332224-	24"L

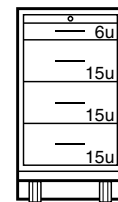
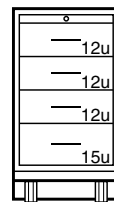
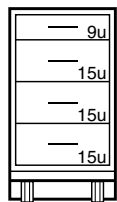
## Drawer/Cupboard Cabinets with Pullboards



M25M332215L	15"L	M25M332215-	15"L
M25M332218L	18"L	M25M332218-	18"L
M25M332221L	21"L	M25M332221-	21"L
M25M332224L	24"L	M25M332224-	24"L

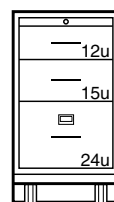
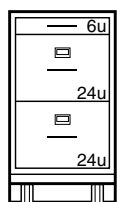
## Drawer Cabinets

## Drawer Cabinets with Pullboards



M40M332215-	15"L
M40M332218-	18"L
M40M332221-	21"L
M40M332224-	24"L

M45M332215-	15"L	M46M332215-	15"L
M45M332218-	18"L	M46M332218-	18"L
M45M332221-	21"L	M46M332221-	21"L
M45M332224-	24"L	M46M332224-	24"L



M71M332215-	15"L
M71M332218-	18"L
M71M332221-	21"L
M71M332224-	24"L

M67M332215-	15"L
M67M332218-	18"L
M67M332221-	21"L
M67M332224-	24"L

# Add-A-Drawer Mobile Cabinets

## Specifications:

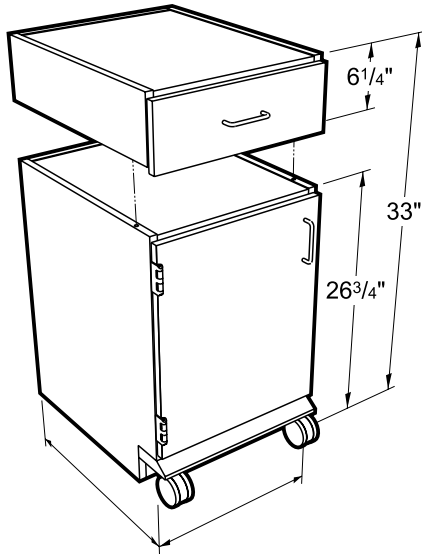
**Add-A-Drawer Mobile Cabinets** allow the removal of the top drawer assembly to convert the cabinet from standing height to sitting height. The base section of the Add-A-Drawer Cabinet is 26<sup>3</sup>/<sub>4</sub>" high, the add-on drawer 6<sup>1</sup>/<sub>4</sub>", for an overall height of 33".

The cabinets are a nominal 22" deep with lengths as shown. They are designed to fit under 30" and 36" high Worksurface Frames.

Cupboards have one adjustable shelf.

**Note:** Last four digits of part number designates door and drawer head style, hinge, hardwood species, and pull selection. See page 24 for full explanation. Actual product may vary slightly from catalog illustration due to style and hardware selection.

### Wood Add-A-Drawer Mobile Cabinets

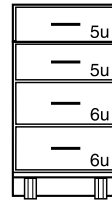


### Drawer/Cupboard Cabinets



M90W332215L	_____ 15"L	M90W332215-	_____ 15"L
M90W332218L	_____ 18"L	M90W332218-	_____ 18"L
M90W332221L	_____ 21"L	M90W332221-	_____ 21"L
M90W332224L	_____ 24"L	M90W332224-	_____ 24"L

### Drawer Cabinets



M95W332215-	_____ 15"L
M95W332218-	_____ 18"L
M95W332221-	_____ 21"L
M95W332224-	_____ 24"L

# Mobile Cabinet Tops & Accessories

## Specifications:

**1" Thick Mobile Cabinet Tops** are available in three depths, 22", 23", or 24" and may be used on either Wood or Steel Mobile Cabinets. All edges are finished.

Steel Mobile Cabinet Tops are fabricated from 18 gauge steel and


finished to match the cabinet. They are designed for Steel Mobile Cabinets only and add less than 1/4" to the overall height of the cabinet.

**Mobile Cabinet Grabbar** allows easier movement and relocation of mobile cabinets. Fabricated from

powder coated steel or stainless steel, they may be used on either Steel or Wood Mobile Cabinets, with or without Tops.


Bars must be attached in field with supplied screws and/or bolts.

## 1" Thick — Mobile Cabinet Top



### 22" Deep flush to front of case

Length	Black Kemresin®	Phenolic Resin	High Pressure Laminate
15"	<b>F94R2215-00</b>	<b>F94T2215-00</b>	<b>F94P2215-00</b>
18"	<b>F94R2218-00</b>	<b>F94T2218-00</b>	<b>F94P2218-00</b>
21"	<b>F94R2221-00</b>	<b>F94T2221-00</b>	<b>F94P2221-00</b>
24"	<b>F94R2224-00</b>	<b>F94T2224-00</b>	<b>F94P2224-00</b>




### 23" Deep flush to overlay door/drawer fronts - 1" overhang of case

Length	Black Kemresin®	Phenolic Resin	High Pressure Laminate
15"	<b>F94R2315-00</b>	<b>F94T2315-00</b>	<b>F94P2315-00</b>
18"	<b>F94R2318-00</b>	<b>F94T2318-00</b>	<b>F94P2318-00</b>
21"	<b>F94R2321-00</b>	<b>F94T2321-00</b>	<b>F94P2321-00</b>
24"	<b>F94R2324-00</b>	<b>F94T2324-00</b>	<b>F94P2324-00</b>

### 24" Deep 1" overhang of overlay door/drawer fronts

Length	Black Kemresin®	Phenolic Resin	High Pressure Laminate
15"	<b>F94R2415-00</b>	<b>F94T2415-00</b>	<b>F94P2415-00</b>
18"	<b>F94R2418-00</b>	<b>F94T2418-00</b>	<b>F94P2418-00</b>
21"	<b>F94R2421-00</b>	<b>F94T2421-00</b>	<b>F94P2421-00</b>
24"	<b>F94R2424-00</b>	<b>F94T2424-00</b>	<b>F94P2424-00</b>

## Steel — Mobile Cabinet Top



### for Steel Mobile Cabinets only top 22<sup>7</sup>/<sub>8</sub>" deep

Length	Painted Steel
15"	<b>F94M2315-00</b>
18"	<b>F94M2318-00</b>
21"	<b>F94M2321-00</b>
24"	<b>F94M2324-00</b>

## Mobile Cabinet Grabbar



Length	Painted Steel	Stainless Steel
15"	<b>F73M0015-00</b>	<b>F73S0015-00</b>
18"	<b>F73M0018-00</b>	<b>F73S0018-00</b>
21"	<b>F73M0021-00</b>	<b>F73S0021-00</b>
24"	<b>F73M0024-00</b>	<b>F73S0024-00</b>

