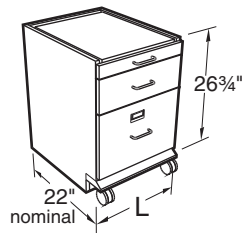


Wood Sitting Height Mobile Cabinets



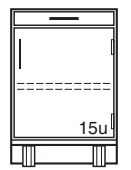
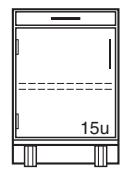
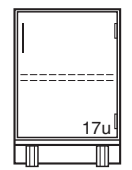
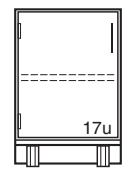
Specifications:

These Mobile Cabinets are 26³/₄" high and a nominal 22" deep. Lengths as shown. They are designed to fit under 30" high Worksurface Frames. Cupboards have one adjustable shelf. Cupboards have one adjustable shelf.

Note: Last four digits of part number designates door and drawer head style, hinge, hardwood species, and pull selection. See page 24 for full explanation. Actual product may vary slightly from catalog illustration due to style and hardware selection.

Cupboard Cabinets

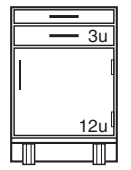
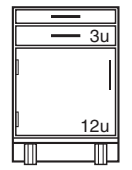
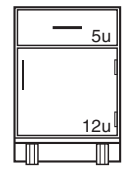
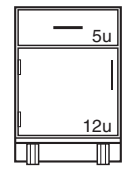
Cupboard Cabinets with Pullboards



M10W272215L	15"L	M10W272215-	15"L	M15W272215L	15"L	M15W272215-	15"L
M10W272218L	18"L	M10W272218-	18"L	M15W272218L	18"L	M15W272218-	18"L
M10W272221L	21"L	M10W272221-	21"L	M15W272221L	21"L	M15W272221-	21"L
M10W272224L	24"L	M10W272224-	24"L	M15W272224L	24"L	M15W272224-	24"L

Drawer/Cupboard Cabinets

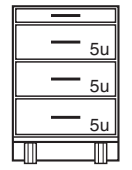
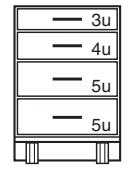
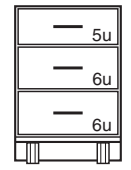
Drawer/Cupboard Cabinets with Pullboards



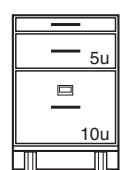
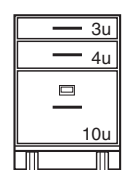
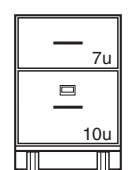
M20W272215L	15"L	M20W272215-	15"L	M25W272215L	15"L	M25W272215-	15"L
M20W272218L	18"L	M20W272218-	18"L	M25W272218L	18"L	M25W272218-	18"L
M20W272221L	21"L	M20W272221-	21"L	M25W272221L	21"L	M25W272221-	21"L
M20W272224L	24"L	M20W272224-	24"L	M25W272224L	24"L	M25W272224-	24"L

Drawer Cabinets

Drawer Cabinets with Pullboards

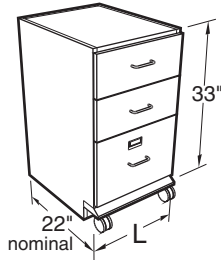


M30W272215-	15"L	M40W272215-	15"L	M35W272215-	15"L
M30W272218-	18"L	M40W272218-	18"L	M35W272218-	18"L
M30W272221-	21"L	M40W272221-	21"L	M35W272221-	21"L
M30W272224-	24"L	M40W272224-	24"L	M35W272224-	24"L



M60W272215-	15"L	M62W272215-	15"L	M65W272215-	15"L
M60W272218-	18"L	M62W272218-	18"L	M65W272218-	18"L
M60W272221-	21"L	M62W272221-	21"L	M65W272221-	21"L
M60W272224-	24"L	M62W272224-	24"L	M65W272224-	24"L

Wood Standing Height Mobile Cabinets



Specifications:

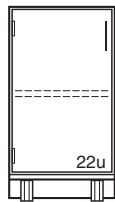
These Mobile Cabinets are 33" high and a nominal 22" deep. Lengths are as shown. They are designed to fit under 36" high Worksurface Frames.

Cupboards have one adjustable shelf.

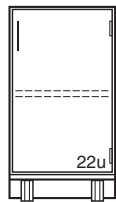
Note: Last four digits of part number designates door and drawer head style, hinge, hardwood species, and pull selection. See page 24 for full explanation. Actual product may vary slightly from catalog illustration due to style and hardware selection.

Cupboard Cabinets

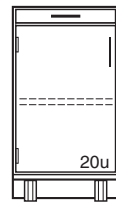
Cupboard Cabinets with Pullboards



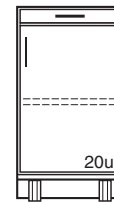
M10W332215L _____ 15"L
M10W332218L _____ 18"L
M10W332221L _____ 21"L
M10W332224L _____ 24"L



M10W332215- _____ 15"L
M10W332218- _____ 18"L
M10W332221- _____ 21"L
M10W332224- _____ 24"L



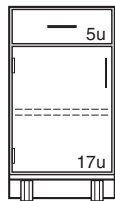
M15W332215L _____ 15"L
M15W332218L _____ 18"L
M15W332221L _____ 21"L
M15W332224L _____ 24"L



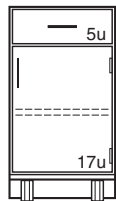
M15W332215- _____ 15"L
M15W332218- _____ 18"L
M15W332221- _____ 21"L
M15W332224- _____ 24"L

Drawer/Cupboard Cabinets

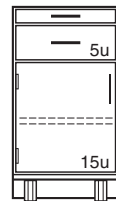
Drawer/Cupboard Cabinets with Pullboards



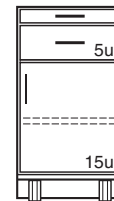
M20W332215L _____ 15"L
M20W332218L _____ 18"L
M20W332221L _____ 21"L
M20W332224L _____ 24"L



M20W332215- _____ 15"L
M20W332218- _____ 18"L
M20W332221- _____ 21"L
M20W332224- _____ 24"L



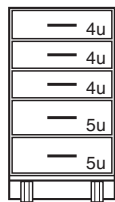
M25W332215L _____ 15"L
M25W332218L _____ 18"L
M25W332221L _____ 21"L
M25W332224L _____ 24"L



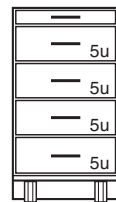
M25W332215- _____ 15"L
M25W332218- _____ 18"L
M25W332221- _____ 21"L
M25W332224- _____ 24"L

Drawer Cabinets

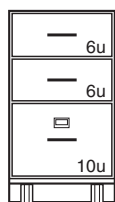
Drawer Cabinets with Pullboards



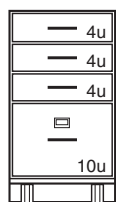
M50W332215- _____ 15"L
M50W332218- _____ 18"L
M50W332221- _____ 21"L
M50W332224- _____ 24"L



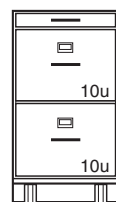
M45W332215- _____ 15"L
M45W332218- _____ 18"L
M45W332221- _____ 21"L
M45W332224- _____ 24"L



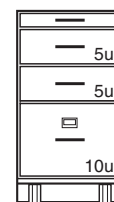
M62W332215- _____ 15"L
M62W332218- _____ 18"L
M62W332221- _____ 21"L
M62W332224- _____ 24"L



M63W332215- _____ 15"L
M63W332218- _____ 18"L
M63W332221- _____ 21"L
M63W332224- _____ 24"L

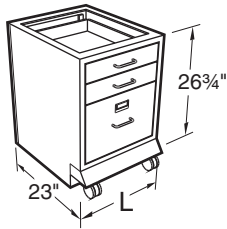


M75W332215- _____ 15"L
M75W332218- _____ 18"L
M75W332221- _____ 21"L
M75W332224- _____ 24"L



M67W332215- _____ 15"L
M67W332218- _____ 18"L
M67W332221- _____ 21"L
M67W332224- _____ 24"L

Steel Sitting Height Mobile Cabinets



Specifications:

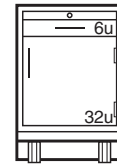
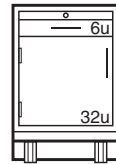
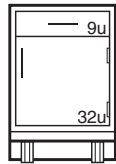
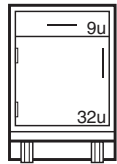
These Mobile Cabinets are 26³/₄" high and a nominal 23" deep. Lengths as shown. They are designed to fit under 30" high Worksurface Frames.

Cupboards have one adjustable shelf.

Note: Last four digits of part number designates door and drawer head style, hinge, hardwood species, and pull selection. See page 24 for full explanation. Actual product may vary slightly from catalog illustration due to style and hardware selection.

Drawer/Cupboard Cabinets

Drawer/Cupboard Cabinets with Pullboards



M20M272215L _____ 15"L
M20M272218L _____ 18"L
M20M272221L _____ 21"L
M20M272224L _____ 24"L

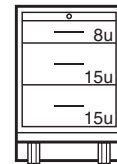
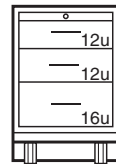
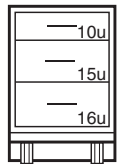
M20M272215- _____ 15"L
M20M272218- _____ 18"L
M20M272221- _____ 21"L
M20M272224- _____ 24"L

M25M272215L _____ 15"L
M25M272218L _____ 18"L
M25M272221L _____ 21"L
M25M272224L _____ 24"L

M25M272215- _____ 15"L
M25M272218- _____ 18"L
M25M272221- _____ 21"L
M25M272224- _____ 24"L

Drawer Cabinets


Drawer Cabinets with Pullboards



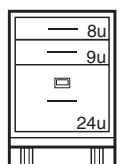
M30M272215- _____ 15"L
M30M272218- _____ 18"L
M30M272221- _____ 21"L
M30M272224- _____ 24"L

M35M272215- _____ 15"L
M35M272218- _____ 18"L
M35M272221- _____ 21"L
M35M272224- _____ 24"L

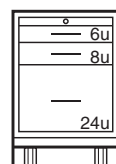
M36M272215- _____ 15"L
M36M272218- _____ 18"L
M36M272221- _____ 21"L
M36M272224- _____ 24"L



M45M272215- _____ 15"L
M45M272218- _____ 18"L
M45M272221- _____ 21"L
M45M272224- _____ 24"L

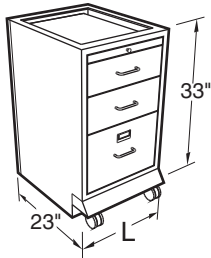


M62M272215- _____ 15"L
M62M272218- _____ 18"L
M62M272221- _____ 21"L
M62M272224- _____ 24"L



M67M272215- _____ 15"L
M67M272218- _____ 18"L
M67M272221- _____ 21"L
M67M272224- _____ 24"L

Steel Standing Height Mobile Cabinets



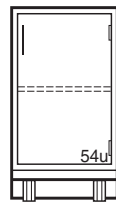
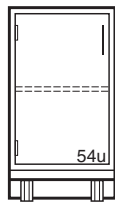
Specifications:

These Mobile Cabinets are 33" high and a nominal 23" deep. Lengths as shown. They are designed to fit under 30" high Worksurface Frames.

Cupboards have one adjustable shelf.

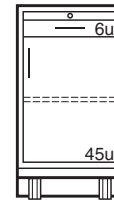
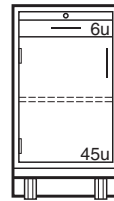
Note: Last four digits of part number designates door and drawer head style, hinge, hardwood species, and pull selection. See page 24 for full explanation. Actual product may vary slightly from catalog illustration due to style and hardware selection.

Cupboard Cabinets



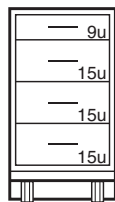
M10M332215L _____	15"L	M10M332215- _____	15"L
M10M332218L _____	18"L	M10M332218- _____	18"L
M10M332221L _____	21"L	M10M332221- _____	21"L
M10M332224L _____	24"L	M10M332224- _____	24"L

Drawer/Cupboard Cabinets with Pullboards



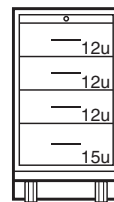
M25M332215L _____	15"L	M25M332215- _____	15"L
M25M332218L _____	18"L	M25M332218- _____	18"L
M25M332221L _____	21"L	M25M332221- _____	21"L
M25M332224L _____	24"L	M25M332224- _____	24"L

Drawer Cabinets

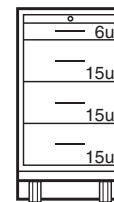


M40M332215- _____	15"L
M40M332218- _____	18"L
M40M332221- _____	21"L
M40M332224- _____	24"L

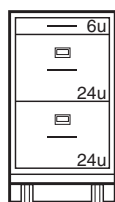
Drawer Cabinets with Pullboards



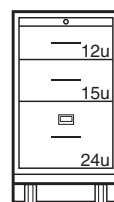
M45M332215- _____	15"L
M45M332218- _____	18"L
M45M332221- _____	21"L
M45M332224- _____	24"L



M46M332215- _____	15"L
M46M332218- _____	18"L
M46M332221- _____	21"L
M46M332224- _____	24"L



M71M332215- _____	15"L
M71M332218- _____	18"L
M71M332221- _____	21"L
M71M332224- _____	24"L



M67M332215- _____	15"L
M67M332218- _____	18"L
M67M332221- _____	21"L
M67M332224- _____	24"L

Add-A-Drawer Mobile Cabinets

Specifications:

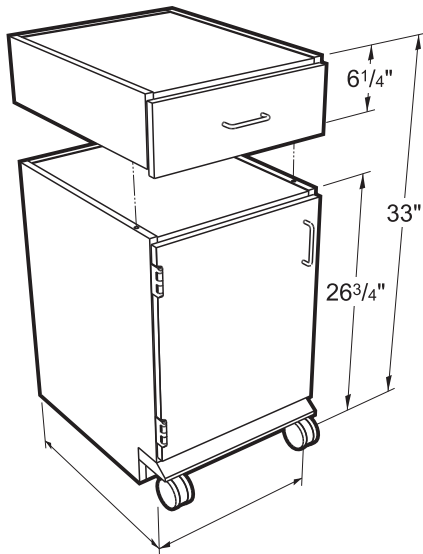
Add-A-Drawer Mobile Cabinets allow the removal of the top drawer assembly to convert the cabinet from standing height to sitting height. The base section of the Add-A-Drawer Cabinet is 26³/₄" high, the add-on drawer 6¹/₄", for an overall height of 33".

The cabinets are a nominal 22" deep with lengths as shown. They are designed to fit under 30" and 36" high Worksurface Frames.

Cupboards have one adjustable shelf.

Note: Last four digits of part number designates door and drawer head style, hinge, hardwood species, and pull selection. See page 24 for full explanation. Actual product may vary slightly from catalog illustration due to style and hardware selection.

Wood Add-A-Drawer Mobile Cabinets

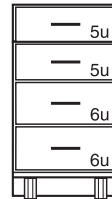


Drawer/Cupboard Cabinets



M90W332215L _____	15"L	M90W332215- _____	15"L
M90W332218L _____	18"L	M90W332218- _____	18"L
M90W332221L _____	21"L	M90W332221- _____	21"L
M90W332224L _____	24"L	M90W332224- _____	24"L

Drawer Cabinets



M95W332215- _____	15"L
M95W332218- _____	18"L
M95W332221- _____	21"L
M95W332224- _____	24"L

Mobile Cabinet Tops & Accessories

Specifications:

1" Thick Mobile Cabinet Tops are available in three depths, 22", 23", or 24" and may be used on either Wood or Steel Mobile Cabinets. All edges are finished.

Steel Mobile Cabinet Tops are fabricated from 18 gauge steel and


finished to match the cabinet. They are designed for Steel Mobile Cabinets only and add less than 1/4" to the overall height of the cabinet.

Mobile Cabinet Grabbar allows easier movement and relocation of mobile cabinets. Fabricated from

powder coated steel or stainless steel, they may be used on either Steel or Wood Mobile Cabinets, with or without Tops.


Bars must be attached in field with supplied screws and/or bolts.

1" Thick — Mobile Cabinet Top



22" Deep flush to front of case

Length	Black Kemresin®	Phenolic Resin	High Pressure Laminate
15"	F94R2215-00	F94T2215-00	F94P2215-00
18"	F94R2218-00	F94T2218-00	F94P2218-00
21"	F94R2221-00	F94T2221-00	F94P2221-00
24"	F94R2224-00	F94T2224-00	F94P2224-00




23" Deep flush to overlay door/drawer fronts - 1" overhange of case

Length	Black Kemresin®	Phenolic Resin	High Pressure Laminate
15"	F94R2315-00	F94T2315-00	F94P2315-00
18"	F94R2318-00	F94T2318-00	F94P2318-00
21"	F94R2321-00	F94T2321-00	F94P2321-00
24"	F94R2324-00	F94T2324-00	F94P2324-00

24" Deep 1" overhange of overlay door/drawer fronts

Length	Black Kemresin®	Phenolic Resin	High Pressure Laminate
15"	F94R2415-00	F94T2415-00	F94P2415-00
18"	F94R2418-00	F94T2418-00	F94P2418-00
21"	F94R2421-00	F94T2421-00	F94P2421-00
24"	F94R2424-00	F94T2424-00	F94P2424-00


Steel — Mobile Cabinet Top



for Steel Mobile Cabinets only top 22 7/8" deep

Length	Painted Steel
15"	F94M2315-00
18"	F94M2318-00
21"	F94M2321-00
24"	F94M2324-00

Mobile Cabinet Grabbar



Length	Painted Steel	Stainless Steel
15"	F73M0015-00	F73S0015-00
18"	F73M0018-00	F73S0018-00
21"	F73M0021-00	F73S0021-00
24"	F73M0024-00	F73S0024-00

